


Final
Heat F
F-Final Practice

Mantsala, 0.17 Km



Official Results

Pos	No.	Name	Laps	Total Tm	Diff	Gap	Best Tm	In Lap	Club	Sponsor
1	1	Sami Salmela	22	5:07.835			13.080	13	FIN	
2	2	Raphael Schwendtner	22	5:10.126	2.291	2.291	13.116	8	GER	
3	4	Joni Hiltunen	22	5:10.750	2.915	0.624	13.166	22	FIN	
4	3	Miika Rinne	21	5:02.206	--1 Lap--	--1 Lap--	12.990	13	FIN	
5	10	Lukas Bürgin	21	5:02.661	0.455	0.455	13.229	12	SUI	
6	9	Lasse Ilvessalo	21	5:04.268	2.062	1.607	12.952	20	FIN	
7	8	Niko Lindvall	21	5:09.117	6.911	4.849	13.363	9	FIN	
8	7	Vitaliy Karpov	20	5:04.877	--2 Laps--	--1 Lap--	13.257	15	RUS	
9	6	Priit Luman	9	2:15.584	-13 Laps--	-11 Laps--	13.455	8	EE	
10	5	Olev Pihl	3	1:01.923	-19 Laps--	--6 Laps--	13.866	2	EE	

Car	1	2	4	3	10	9	8	7	6	5
Lap 1	13.651	13.321	13.572	14.649	14.565	13.751	18.156	13.896	13.644	14.452
Lap 2	13.384	13.220	13.332	13.708	13.502	14.525	14.482	14.289	13.738	13.866
Lap 3	13.398	13.372	13.501	15.709	13.327	17.521	14.295	13.647	13.973	16.816
Lap 4	13.857	13.473	13.667	14.053	13.471	14.031	14.198	14.323	13.687	
Lap 5	13.209	13.676	13.944	14.105	13.566	13.815	13.627	13.383	13.738	
Lap 6	13.501	14.625	13.540	13.363	13.984	13.549	13.929	14.490	14.170	
Lap 7	14.108	14.022	13.470	13.359	13.967	13.362	13.577	13.565	13.836	
Lap 8	13.283	13.116	13.305	13.587	13.284	13.415	13.657	13.425	13.455	
Lap 9	13.247	13.307	13.340	13.232	13.685	13.936	13.363	13.573	13.564	
Lap 10	14.955	14.408	13.511	13.481	13.403	13.363	13.755	14.136		
Lap 11	13.536	13.431	13.424	13.487	13.943	13.402	13.694	13.679		
Lap 12	13.320	13.227	13.463	13.228	13.229	13.829	13.613	13.394		
Lap 13	13.080	13.262	13.294	12.990	13.617	13.601	14.146	14.277		
Lap 14	13.474	14.151	13.384	14.231	13.539	14.353	13.658	13.684		
Lap 15	13.325	13.568	13.391	13.173	13.446	13.599	14.571	13.257		
Lap 16	13.190	13.183	13.293	13.391	14.041	13.257	13.756	13.630		
Lap 17	13.614	13.397	16.214	13.095	13.521	13.747	13.801	14.037		
Lap 18	13.287	13.116	13.421	13.309	15.300	13.941	15.010	13.342		
Lap 19	13.666	13.707	13.875	13.314	13.415	13.902	13.792	13.501		
Lap 20	13.415	13.373	14.778	16.272	13.585	12.952	13.597	13.910		

Time Text

Printed: 1.3.2010 9:52:39

Licensed to: RC PISTE KY

Average race speed: 43,738
Best Tm: 12.952, Spd: 47,251
Margin of Victory: 2.291

by: (9) Lasse Ilvessalo
RaceTime: 5:23

Chief of Timing & Scoring:

Date:

Signed:

Final
Heat F
F-Final Practice

Mantsala, 0.17 Km

Official Results

Pos	No.	Name	Laps	Total Tm	Diff	Gap	Best Tm	In Lap	Club	Sponsor
1	1	Sami Salmela	22	5:07.835			13.080	13	FIN	
2	2	Raphael Schwendtner	22	5:10.126	2.291	2.291	13.116	8	GER	
3	4	Joni Hiltunen	22	5:10.750	2.915	0.624	13.166	22	FIN	
4	3	Miika Rinne	21	5:02.206	--1 Lap--	--1 Lap--	12.990	13	FIN	
5	10	Lukas Bürgin	21	5:02.661	0.455	0.455	13.229	12	SUI	
6	9	Lasse Ilvessalo	21	5:04.268	2.062	1.607	12.952	20	FIN	
7	8	Niko Lindvall	21	5:09.117	6.911	4.849	13.363	9	FIN	
8	7	Vitaliy Karpov	20	5:04.877	--2 Laps--	--1 Lap--	13.257	15	RUS	
9	6	Priit Luman	9	2:15.584	-13 Laps--	-11 Laps--	13.455	8	EE	
10	5	Olev Pihl	3	1:01.923	-19 Laps--	--6 Laps--	13.866	2	EE	

Lap 21	13.688	15.787	13.425	13.474	15.579	14.021	14.053
Lap 22	13.805	13.843	13.166				

Time	Text
------	------

Printed: 1.3.2010 9:52:39

Licensed to: RC PISTE KY

Average race speed: 43,738
Best Tm: 12.952, Spd: 47,251
Margin of Victory: 2.291

by: (9) Lasse Ilvessalo
RaceTime: 5:23

Chief of Timing & Scoring:

Date:

Signed:

Final
Heat F
F-Final 1

Mantsala, 0.17 Km

Official Results

Pos	No.	Name	Laps	Total Tm	Diff	Gap	Best Tm	In Lap	Club	Sponsor
1	1	Sami Salmela	22	5:07.631			13.057	4	FIN	
2	7	Vitaliy Karpov	21	5:00.779	--1 Lap--	--1 Lap--	13.167	3	RUS	
3	10	Lukas Bürgin	21	5:02.496	1.717	1.717	13.036	5	SUI	
4	3	Miika Rinne	21	5:02.769	1.990	0.273	13.157	8	FIN	
5	8	Niko Lindvall	21	5:05.085	4.306	2.316	13.378	12	FIN	
6	6	Priit Luman	20	5:00.180	--2 Laps--	--1 Lap--	13.361	18	EE	
7	4	Joni Hiltunen	20	5:00.408	0.228	0.228	13.225	14	FIN	
8	9	Lasse Ilvessalo	19	5:04.165	--3 Laps--	--1 Lap--	13.244	18	FIN	
9	2	Raphael Schwendtner	13	3:07.987	--9 Laps--	--6 Laps--	12.892	3	GER	
10	5	Olev Pihl	0	10.817	--22 Laps--	--13 Laps--	----	-	EE	

Car	1	7	10	3	8	6	4	9	2	5
Lap 1	15.077	14.906	15.556	13.483	15.506	16.861	15.627	16.622	16.540	
Lap 2	13.363	13.715	13.319	13.449	15.882	15.182	18.028	14.154	13.236	
Lap 3	13.102	13.167	13.574	13.249	13.422	14.810	13.583	13.955	12.892	
Lap 4	13.057	13.436	13.500	13.265	14.448	18.731	14.542	21.481	13.183	
Lap 5	13.740	13.219	13.036	13.509	13.575	15.914	13.434	15.674	13.070	
Lap 6	13.543	13.372	15.711	13.635	13.824	15.907	13.475	14.194	13.365	
Lap 7	13.379	14.776	14.323	13.421	13.549	14.344	15.045	17.739	13.052	
Lap 8	13.689	13.387	13.420	13.157	13.723	13.713	13.423	13.983	14.367	
Lap 9	13.473	13.426	13.239	13.349	13.795	13.848	14.263	13.745	13.534	
Lap 10	13.172	13.969	13.874	13.223	13.588	13.761	13.463	14.377	13.338	
Lap 11	13.309	13.480	13.202	13.522	13.548	13.548	13.420	13.392	13.256	
Lap 12	13.466	13.634	13.456	13.448	13.378	13.424	16.350	18.513	13.151	
Lap 13	13.619	13.856	13.630	16.305	13.862	13.936	13.902	13.573	15.537	
Lap 14	13.900	14.768	13.671	13.446	14.246	13.394	13.225	14.743		
Lap 15	13.308	13.230	13.776	13.679	14.114	13.914	14.034	19.969		
Lap 16	13.156	15.585	14.430	17.401	13.823	13.581	17.048	15.223		
Lap 17	13.452	13.627	13.766	13.579	13.699	13.443	13.285	13.498		
Lap 18	13.405	13.597	14.015	16.926	13.502	13.361	14.565	13.244		
Lap 19	13.415	13.689	13.249	13.657	13.734	13.476	13.504	14.219		
Lap 20	13.478	13.267	13.436	13.399	13.630	13.797	13.270			

Time Text

Printed: 1.3.2010 9:52:46

Licensed to: RC PISTE KY

Average race speed: 43,767
Best Tm: 12.892, Spd: 47,471
Margin of Victory: --1 Lap--

by: (2) Raphael Schwendtner
RaceTime: 5:20


Chief of Timing & Scoring:

Date:

Signed:

Final
Heat F
F-Final 1

Mantsala, 0.17 Km



Official Results

Pos	No.	Name	Laps	Total Tm	Diff	Gap	Best Tm	In Lap	Club	Sponsor
1	1	Sami Salmela	22	5:07.631			13.057	4	FIN	
2	7	Vitaliy Karpov	21	5:00.779	--1 Lap--	--1 Lap--	13.167	3	RUS	
3	10	Lukas Bürgin	21	5:02.496	1.717	1.717	13.036	5	SUI	
4	3	Miika Rinne	21	5:02.769	1.990	0.273	13.157	8	FIN	
5	8	Niko Lindvall	21	5:05.085	4.306	2.316	13.378	12	FIN	
6	6	Priit Luman	20	5:00.180	--2 Laps--	--1 Lap--	13.361	18	EE	
7	4	Joni Hiltunen	20	5:00.408	0.228	0.228	13.225	14	FIN	
8	9	Lasse Ilvessalo	19	5:04.165	--3 Laps--	--1 Lap--	13.244	18	FIN	
9	2	Raphael Schwendtner	13	3:07.987	--9 Laps--	--6 Laps--	12.892	3	GER	
10	5	Olev Pihl	0	10.817	-22 Laps--	-13 Laps--	-.---	-	EE	

Lap 21	13.186	13.195	14.325	13.570	13.775
Lap 22	14.884				

Time	Text
------	------

Printed: 1.3.2010 9:52:46

Licensed to: RC PISTE KY

Average race speed: 43,767
Best Tm: 12.892, Spd: 47,471
Margin of Victory: --1 Lap--

by: (2) Raphael Schwendtner
RaceTime: 5:20

Chief of Timing & Scoring:

Date:

Signed:

Final
Heat F
F-Final 2

Mantsala, 0.17 Km

Official Results

Pos	No.	Name	Laps	Total Tm	Diff	Gap	Best Tm	In Lap	Club	Sponsor
1	3	Miika Rinne	22	5:06.290			12.921	11	FIN	
2	1	Sami Salmela	22	5:08.432	2.142	2.142	12.929	13	FIN	
3	2	Raphael Schwendtner	22	5:11.330	5.040	2.898	12.899	6	GER	
4	4	Joni Hiltunen	22	5:11.731	5.441	0.401	13.316	14	FIN	
5	7	Vitaliy Karpov	21	5:02.303	--1 Lap--	--1 Lap--	13.162	13	RUS	
6	10	Lukas Bürgin	21	5:12.218	9.915	9.915	13.242	14	SUI	
7	9	Lasse Ilvessalo	20	5:00.143	--2 Laps--	--1 Lap--	13.159	5	FIN	
8	6	Priit Luman	20	5:13.297	13.154	13.154	13.176	7	EE	
9	5	Olev Pihl	15	3:42.513	--7 Laps--	--5 Laps--	13.289	5	EE	
DQ	8	Niko Lindvall	21	5:02.908	1:20.395	1:20.395	13.329	9	FIN	

Car	3	1	2	4	7	10	9	6	5	8
Lap 1	13.510	13.910	13.305	13.622	13.758	13.951	14.928	13.470	14.760	13.735
Lap 2	13.264	14.051	13.079	13.381	14.362	13.533	14.057	13.750	16.871	14.182
Lap 3	13.581	13.386	13.409	13.590	13.829	15.305	14.105	13.812	13.640	13.743
Lap 4	13.275	14.012	13.591	13.859	13.254	14.269	14.476	16.842	13.590	13.396
Lap 5	13.414	13.493	13.185	13.758	13.548	13.791	13.159	13.900	13.289	15.992
Lap 6	14.000	13.474	12.899	13.438	13.781	14.972	13.822	13.808	14.459	13.686
Lap 7	13.231	13.539	13.607	13.394	13.685	13.488	16.366	13.176	14.269	13.867
Lap 8	13.133	13.363	13.291	13.359	13.445	13.720	13.704	22.356	13.958	14.038
Lap 9	13.306	13.438	13.382	13.598	13.470	13.814	13.904	15.112	13.882	13.329
Lap 10	13.580	13.242	13.494	13.762	13.628	13.441	13.495	13.621	13.437	13.798
Lap 11	12.921	13.365	13.133	13.336	13.341	13.791	20.097	13.604	13.751	13.651
Lap 12	13.164	13.292	13.292	13.658	13.491	13.729	13.675	13.379	13.540	13.486
Lap 13	13.347	12.929	13.601	13.752	13.162	13.476	13.369	13.244	13.385	13.657
Lap 14	13.085	13.303	12.961	13.316	13.342	13.242	13.208	20.383	13.407	13.711
Lap 15	13.477	13.375	13.376	13.329	13.624	14.869	13.360	14.755	15.484	14.520
Lap 16	13.087	13.315	13.530	13.336	13.406	14.071	13.538	15.549		13.599
Lap 17	13.821	13.385	13.889	13.340	13.547	19.821	13.647	16.508		13.605
Lap 18	15.359	15.042	17.250	13.338	13.737	14.873	15.718	14.074		13.914
Lap 19	13.681	13.613	13.412	16.009	13.511	13.502	15.692	13.540		13.752
Lap 20	13.373	13.288	13.166	14.132	13.442	13.698	14.079	14.180		13.352

Time Text

Printed: 1.3.2010 9:52:50

Licensed to: RC PISTE KY

Average race speed: 43,958
Best Tm: 12.899, Spd: 47,446
Margin of Victory: 2.142

by: (2) Raphael Schwendtner
RaceTime: 5:49

Chief of Timing & Scoring:

Date:

Signed:

Final
Heat F
F-Final 2

Mantsala, 0.17 Km

Official Results

Pos	No.	Name	Laps	Total Tm	Diff	Gap	Best Tm	In Lap	Club	Sponsor
1	3	Miika Rinne	22	5:06.290			12.921	11	FIN	
2	1	Sami Salmela	22	5:08.432	2.142	2.142	12.929	13	FIN	
3	2	Raphael Schwendtner	22	5:11.330	5.040	2.898	12.899	6	GER	
4	4	Joni Hiltunen	22	5:11.731	5.441	0.401	13.316	14	FIN	
5	7	Vitaliy Karpov	21	5:02.303	--1 Lap--	--1 Lap--	13.162	13	RUS	
6	10	Lukas Bürgin	21	5:12.218	9.915	9.915	13.242	14	SUI	
7	9	Lasse Ilvessalo	20	5:00.143	--2 Laps--	--1 Lap--	13.159	5	FIN	
8	6	Priit Luman	20	5:13.297	13.154	13.154	13.176	7	EE	
9	5	Olev Pihl	15	3:42.513	--7 Laps--	--5 Laps--	13.289	5	EE	
DQ	8	Niko Lindvall	21	5:02.908	1:20.395	1:20.395	13.329	9	FIN	

Lap 21	13.360	14.607	13.614	13.951	18.355	13.922	13.802
Lap 22	13.337	13.619	17.335	13.932			

Time Text

Printed: 1.3.2010 9:52:50

Licensed to: RC PISTE KY

Average race speed: 43,958
Best Tm: 12.899, Spd: 47,446
Margin of Victory: 2.142

by: (2) Raphael Schwendtner
RaceTime: 5:49

Chief of Timing & Scoring:

Date:

Signed:

Final
Heat F
F-Final 3

Mantsala, 0.17 Km

Official Results

Pos	No.	Name	Laps	Total Tm	Diff	Gap	Best Tm	In Lap	Club	Sponsor
1	1	Sami Salmela	22	5:09.283			13.231	3	FIN	
2	3	Miika Rinne	22	5:12.918	3.635	3.635	13.206	12	FIN	
3	10	Lukas Bürgin	22	5:13.989	4.706	1.071	12.812	16	SUI	
4	7	Vitaliy Karpov	21	5:01.474	--1 Lap--	--1 Lap--	13.167	14	RUS	
5	5	Olev Pihl	21	5:04.423	2.949	2.949	13.361	11	EE	
6	9	Lasse Ilvessalo	21	5:07.824	6.350	3.401	13.287	3	FIN	
7	6	Priit Luman	20	5:10.134	--2 Laps--	--1 Lap--	13.338	15	EE	
8	4	Joni Hiltunen	0	14.976	-22 Laps--	-20 Laps--	-.---	-	FIN	
9	2	Raphael Schwendtner	0	-.---			-.---	-	GER	
DQ	8	Niko Lindvall	21	5:10.731	4:55.755		13.421	20	FIN	

Car	1	3	10	7	5	9	6	4	2	8
Lap 1	13.700	13.285	14.962	13.802	17.228	19.214	20.092			14.321
Lap 2	13.268	13.484	14.254	15.429	13.634	14.576	15.369			15.535
Lap 3	13.231	13.371	13.692	13.712	13.390	13.287	13.601			14.599
Lap 4	13.296	13.298	13.579	13.718	14.249	13.659	13.510			14.100
Lap 5	13.637	15.105	13.877	13.923	14.260	13.536	13.539			13.665
Lap 6	13.533	14.480	13.644	13.764	14.965	13.890	13.645			15.510
Lap 7	13.710	13.352	13.725	13.689	13.607	13.869	17.378			19.213
Lap 8	13.940	13.434	13.706	13.636	13.560	13.665	15.739			13.677
Lap 9	14.198	13.590	13.714	14.712	13.594	15.288	17.005			13.802
Lap 10	13.703	13.473	13.437	14.162	13.485	13.640	15.062			13.755
Lap 11	13.490	16.165	13.602	13.982	13.361	13.582	15.575			13.610
Lap 12	13.722	13.206	13.546	13.598	14.106	13.328	13.616			13.866
Lap 13	13.832	13.336	14.092	13.630	13.791	13.479	13.601			13.563
Lap 14	13.550	13.907	13.331	13.167	13.698	13.379	13.767			13.553
Lap 15	13.702	14.529	13.598	13.461	13.581	13.548	13.338			13.790
Lap 16	13.531	13.332	12.812	13.783	13.581	13.827	13.934			13.673
Lap 17	13.414	13.305	13.976	13.863	13.864	13.762	13.697			13.783
Lap 18	13.343	13.234	13.118	13.440	13.698	13.397	13.992			13.726
Lap 19	13.542	13.322	13.548	13.666	13.784	15.516	13.882			13.881
Lap 20	13.706	14.360	13.770	13.376	13.765	13.765	18.949			13.421
Time	Text									

Printed: 1.3.2010 9:52:55

Licensed to: RC PISTE KY

Average race speed: 43,533
Best Tm: 12.812, Spd: 47,768
Margin of Victory: 3.635

by: (10) Lukas Bürgin
RaceTime: 5:31


Chief of Timing & Scoring:

Date:

Signed:

Final
Heat F
F-Final 3

Mantsala, 0.17 Km



Official Results

Pos	No.	Name	Laps	Total Tm	Diff	Gap	Best Tm	In Lap	Club	Sponsor
1	1	Sami Salmela	22	5:09.283			13.231	3	FIN	
2	3	Miika Rinne	22	5:12.918	3.635	3.635	13.206	12	FIN	
3	10	Lukas Bürgin	22	5:13.989	4.706	1.071	12.812	16	SUI	
4	7	Vitaliy Karpov	21	5:01.474	--1 Lap--	--1 Lap--	13.167	14	RUS	
5	5	Olev Pihl	21	5:04.423	2.949	2.949	13.361	11	EE	
6	9	Lasse Ilvessalo	21	5:07.824	6.350	3.401	13.287	3	FIN	
7	6	Priit Luman	20	5:10.134	--2 Laps--	--1 Lap--	13.338	15	EE	
8	4	Joni Hiltunen	0	14.976	-22 Laps--	-20 Laps--	-.---	-	FIN	
9	2	Raphael Schwendtner	0	-.---			-.---	-	GER	
DQ	8	Niko Lindvall	21	5:10.731	4:55.755		13.421	20	FIN	

Lap 21	14.344	13.857	13.699	13.792	13.930	13.854	14.195
Lap 22	13.623	13.545	14.319				

Time **Text**

Printed: 1.3.2010 9:52:55

Licensed to: RC PISTE KY

Average race speed: 43,533
 Best Tm: 12.812, Spd: 47,768
 Margin of Victory: 3.635

by: (10) Lukas Bürgin
 RaceTime: 5:31

Chief of Timing & Scoring:

Date:

Signed: