

TRF416

TAMIYA RACING FACTORY

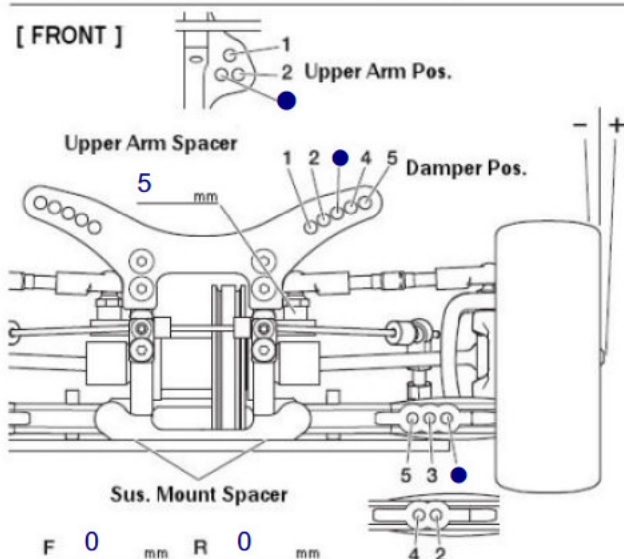
CHASSIS KIT

1/10 SCALE R/C 4WD RACING CAR
TRF416 CHASSIS KIT

SETTING SHEET

Name	Date	Air Temp.	Humidity
Henry Salmén			
Track	Track Condition	Track Temp	
Starting setup for winter -10/-11			

[FRONT]



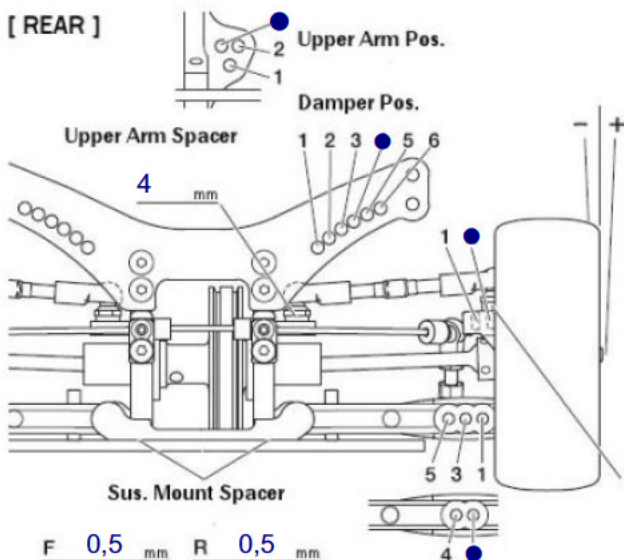
Caster Blocks	2' <input checked="" type="checkbox"/>
Camber	1,5 °
Ride Height	4,5 mm
Drop	25,5 mm
Front Axle	One-way <input type="checkbox"/> Diff <input type="checkbox"/> Spoel <input checked="" type="checkbox"/>
Roll bar	None <input type="checkbox"/> S <input checked="" type="checkbox"/> H <input type="checkbox"/>
Wheel Spacer	0,5 mm



Shock Bushing	-	Piece(s)
Piston	3	Holes
Oil	UR50	Weight
Spring	AE Blue	
Shock Length		mm
Wheel Hex	4	mm
Rebound	little	%

Notes

[REAR]



Rear Hub	0 °
Camber	1,5 °
Ride Height	5,0 mm
Drop	24,5 mm
Roll bar	None <input checked="" type="checkbox"/> M <input type="checkbox"/> H <input type="checkbox"/>
Wheel Spacer	0,5 mm
Upper Arm Spacer	3 mm

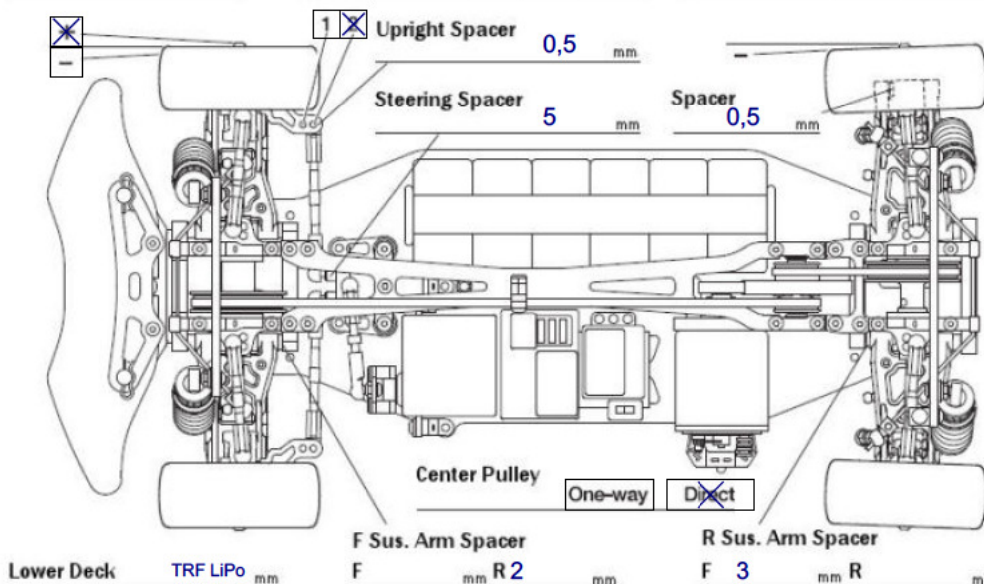


Shock Bushing	-	Piece(s)
Piston	3	Holes
Oil	UR50	Weight
Spring	AE Silver	
Shock Length		mm
Wheel Hex	4	mm
Rebound	little	%

apply tire additive a bit later on front tires, LiPo in rear position

Toe Angle °

F Sus. Mount	1C	R 1C	R Sus. Mount	F XA	R E
--------------	----	------	--------------	------	-----



Motor	
Spur	Pinion
Battery	T T
Body	PF mazdaspeed 6 LW
Wing	std
Tire	LRP CPX
Wheel	LRP
Insert	LRP
Best Lap	