


Official Results

| Pos | No. | Name | Laps | Total Tm | Diff | Gap | Best Tm | In Lap | Club | Sponsor |
|-----|-----|------------------|------|----------|------------|------------|---------|--------|------|---------|
| 1 | 2 | Niko Vuorenmaa | 21 | 5:02.351 | | | 13.489 | 5 | FIN | |
| 2 | 6 | Lassi Salo | 21 | 5:06.441 | 4.090 | 4.090 | 13.875 | 20 | FIN | |
| 3 | 1 | Jyri Konoila | 21 | 5:06.601 | 4.250 | 0.160 | 13.513 | 4 | FIN | |
| 4 | 8 | Markku Seppälä | 21 | 5:14.253 | 11.902 | 7.652 | 13.911 | 20 | FIN | |
| 5 | 5 | Alexander Naumov | 20 | 5:04.004 | --1 Lap-- | --1 Lap-- | 13.603 | 6 | RUS | |
| 6 | 10 | Thomas Sojakka | 20 | 5:10.179 | 6.175 | 6.175 | 13.813 | 15 | FIN | |
| 7 | 7 | Nikke Pitkä | 20 | 5:10.463 | 6.459 | 0.284 | 13.649 | 3 | FIN | |
| 8 | 9 | Sten Nordman | 20 | 5:12.135 | 8.131 | 1.672 | 13.902 | 7 | FIN | |
| 9 | 4 | Lasse Ilvessalo | 20 | 5:15.125 | 11.121 | 2.990 | 13.929 | 15 | FIN | |
| 10 | 3 | Sami Haapsaari | 15 | 3:40.855 | --6 Laps-- | --5 Laps-- | 13.908 | 3 | FIN | |

| Car | 2 | 6 | 1 | 8 | 5 | 10 | 7 | 9 | 4 | 3 |
|--------|--------|--------|--------|--------|--------|--------|--------|--------|--------|--------|
| Lap 1 | 18.627 | 14.406 | 14.226 | 16.693 | 18.570 | 19.375 | 18.869 | 20.149 | 22.204 | 14.311 |
| Lap 2 | 14.095 | 14.104 | 16.200 | 14.984 | 14.541 | 14.635 | 14.365 | 15.322 | 14.429 | 14.366 |
| Lap 3 | 13.658 | 14.100 | 14.361 | 14.105 | 13.972 | 16.511 | 13.649 | 14.710 | 14.610 | 13.908 |
| Lap 4 | 15.674 | 13.904 | 13.513 | 18.103 | 14.595 | 14.265 | 20.128 | 14.139 | 15.195 | 14.228 |
| Lap 5 | 13.489 | 13.944 | 14.041 | 14.615 | 14.892 | 13.880 | 16.841 | 15.240 | 13.998 | 15.943 |
| Lap 6 | 13.943 | 14.223 | 15.100 | 14.316 | 13.603 | 14.270 | 14.908 | 14.722 | 15.731 | 14.304 |
| Lap 7 | 13.522 | 13.900 | 13.900 | 14.679 | 17.782 | 13.977 | 14.108 | 13.902 | 15.397 | 14.193 |
| Lap 8 | 14.098 | 14.051 | 17.756 | 14.870 | 16.633 | 13.956 | 14.457 | 14.157 | 13.947 | 14.274 |
| Lap 9 | 14.024 | 14.392 | 17.762 | 14.499 | 14.370 | 14.032 | 14.107 | 17.403 | 14.830 | 13.960 |
| Lap 10 | 14.198 | 15.863 | 14.352 | 14.819 | 14.501 | 17.622 | 14.251 | 14.517 | 19.804 | 14.507 |
| Lap 11 | 14.253 | 18.057 | 14.934 | 14.261 | 14.318 | 17.272 | 14.108 | 16.863 | 14.085 | 18.112 |
| Lap 12 | 14.256 | 14.478 | 13.719 | 14.091 | 14.185 | 14.450 | 13.763 | 14.209 | 14.667 | 14.193 |
| Lap 13 | 14.230 | 13.943 | 13.636 | 14.266 | 14.020 | 17.321 | 14.064 | 14.128 | 14.285 | 14.267 |
| Lap 14 | 13.741 | 14.354 | 13.672 | 15.634 | 14.378 | 15.023 | 18.176 | 14.955 | 14.092 | 14.460 |
| Lap 15 | 14.138 | 14.073 | 13.577 | 16.209 | 17.734 | 13.813 | 14.090 | 14.113 | 13.929 | 14.395 |
| Lap 16 | 14.160 | 14.378 | 14.059 | 13.999 | 15.048 | 14.902 | 21.930 | 17.873 | 19.686 | |
| Lap 17 | 14.433 | 14.462 | 13.587 | 14.337 | 14.293 | 15.326 | 14.019 | 15.909 | 14.137 | |
| Lap 18 | 14.128 | 15.371 | 15.403 | 14.016 | 15.330 | 15.256 | 14.226 | 15.381 | 14.602 | |
| Lap 19 | 14.148 | 14.489 | 14.026 | 14.504 | 14.085 | 14.535 | 14.080 | 16.608 | 14.423 | |
| Lap 20 | 13.969 | 13.875 | 13.954 | 13.911 | 15.370 | 15.823 | 13.976 | 14.538 | 19.284 | |
| Time | Text | | | | | | | | | |

Rebellion Race 2009**Modified****Final
Heat F
Run 1****Mantsala, 0.17 Km****Official Results**

| <i>Pos</i> | <i>No.</i> | <i>Name</i> | <i>Laps</i> | <i>Total Tm</i> | <i>Diff</i> | <i>Gap</i> | <i>Best Tm</i> | <i>In Lap</i> | <i>Club</i> | <i>Sponsor</i> |
|------------|------------|------------------|-------------|-----------------|-------------|------------|----------------|---------------|-------------|----------------|
| 1 | 2 | Niko Vuorenmaa | 21 | 5:02.351 | | | 13.489 | 5 | FIN | |
| 2 | 6 | Lassi Salo | 21 | 5:06.441 | 4.090 | 4.090 | 13.875 | 20 | FIN | |
| 3 | 1 | Jyri Konoila | 21 | 5:06.601 | 4.250 | 0.160 | 13.513 | 4 | FIN | |
| 4 | 8 | Markku Seppälä | 21 | 5:14.253 | 11.902 | 7.652 | 13.911 | 20 | FIN | |
| 5 | 5 | Alexander Naumov | 20 | 5:04.004 | --1 Lap-- | --1 Lap-- | 13.603 | 6 | RUS | |
| 6 | 10 | Thomas Sojakka | 20 | 5:10.179 | 6.175 | 6.175 | 13.813 | 15 | FIN | |
| 7 | 7 | Nikke Pitkä | 20 | 5:10.463 | 6.459 | 0.284 | 13.649 | 3 | FIN | |
| 8 | 9 | Sten Nordman | 20 | 5:12.135 | 8.131 | 1.672 | 13.902 | 7 | FIN | |
| 9 | 4 | Lasse Ilvessalo | 20 | 5:15.125 | 11.121 | 2.990 | 13.929 | 15 | FIN | |
| 10 | 3 | Sami Haapsaari | 15 | 3:40.855 | --6 Laps-- | --5 Laps-- | 13.908 | 3 | FIN | |

| | | | | |
|---------------|--------|--------|--------|--------|
| Lap 21 | 14.305 | 13.990 | 13.856 | 14.423 |
|---------------|--------|--------|--------|--------|

| Time | Text |
|------|------|
|------|------|

Printed: 25.10.2009 21:55:28**Licensed to: RC PISTE KY**

Average race speed: 42,507
Best Tm: 13.489, Spd: 45,370
Margin of Victory: 4.090

by: (2) Niko Vuorenmaa
RaceTime: 5:35


Chief of Timing & Scoring:**Date:****Signed:**

Rebellion Race 2009

Modified

Final
Heat F
Run 2

Mantsala, 0.17 Km



Official Results

| Pos | No. | Name | Laps | Total Tm | Diff | Gap | Best Tm | In Lap | Club | Sponsor |
|-----|-----|------------------|------|----------|------------|------------|---------|--------|------|---------|
| 1 | 7 | Nikke Pitkä | 21 | 5:00.913 | | | 13.660 | 20 | FIN | |
| 2 | 1 | Jyri Konoila | 21 | 5:05.380 | 4.467 | 4.467 | 13.469 | 4 | FIN | |
| 3 | 10 | Thomas Sojakka | 21 | 5:13.435 | 12.522 | 8.055 | 13.699 | 2 | FIN | |
| 4 | 6 | Lassi Salo | 20 | 5:00.391 | --1 Lap-- | --1 Lap-- | 13.774 | 14 | FIN | |
| 5 | 3 | Sami Haapsaari | 20 | 5:02.815 | 2.424 | 2.424 | 13.602 | 19 | FIN | |
| 6 | 9 | Sten Nordman | 20 | 5:14.271 | 13.880 | 11.456 | 13.905 | 11 | FIN | |
| 7 | 8 | Markku Seppälä | 19 | 5:07.881 | --2 Laps-- | --1 Lap-- | 14.066 | 13 | FIN | |
| 8 | 5 | Alexander Naumov | 8 | 2:28.007 | -13 Laps-- | -11 Laps-- | 14.122 | 7 | RUS | |
| 9 | 2 | Niko Vuorenmaa | 0 | 2.142 | -21 Laps-- | --8 Laps-- | ---- | - | FIN | |
| DQ | 4 | Lasse Ilvessalo | 0 | 6:00.000 | 5:57.858 | 5:57.858 | 14.332 | 0 | FIN | |

| Car | 7 | 1 | 10 | 6 | 3 | 9 | 8 | 5 | 2 | 4 |
|--------|--------|--------|--------|--------|--------|--------|--------|--------|---|--------|
| Lap 1 | 15.687 | 16.064 | 15.791 | 21.038 | 16.707 | 17.311 | 17.011 | 16.952 | | 14.332 |
| Lap 2 | 14.065 | 13.891 | 13.699 | 14.230 | 14.187 | 14.518 | 21.265 | 22.547 | | 16.151 |
| Lap 3 | 14.040 | 14.033 | 15.872 | 14.316 | 17.864 | 14.561 | 16.237 | 20.166 | | 21.209 |
| Lap 4 | 13.756 | 13.469 | 17.421 | 13.849 | 13.978 | 16.754 | 15.595 | 17.054 | | 17.772 |
| Lap 5 | 14.046 | 14.024 | 14.337 | 14.606 | 20.983 | 14.833 | 16.727 | 19.162 | | 20.514 |
| Lap 6 | 15.781 | 14.166 | 14.222 | 14.140 | 14.221 | 14.021 | 18.402 | 16.725 | | 19.510 |
| Lap 7 | 14.716 | 13.620 | 15.559 | 14.636 | 13.666 | 16.304 | 15.531 | 14.122 | | 15.247 |
| Lap 8 | 14.040 | 14.080 | 14.162 | 18.253 | 14.700 | 15.209 | 16.042 | 18.550 | | 19.415 |
| Lap 9 | 13.859 | 14.012 | 14.703 | 14.202 | 14.214 | 17.561 | 14.253 | | | 16.576 |
| Lap 10 | 14.437 | 14.320 | 14.162 | 14.410 | 14.032 | 21.321 | 15.492 | | | 16.022 |
| Lap 11 | 14.296 | 14.306 | 14.836 | 14.283 | 14.242 | 13.905 | 16.944 | | | 16.577 |
| Lap 12 | 13.689 | 13.713 | 13.848 | 14.278 | 14.492 | 14.581 | 14.630 | | | 16.507 |
| Lap 13 | 13.901 | 15.581 | 14.089 | 14.267 | 14.081 | 13.941 | 14.066 | | | 16.934 |
| Lap 14 | 13.895 | 14.363 | 15.031 | 13.774 | 14.032 | 16.393 | 14.552 | | | 17.795 |
| Lap 15 | 13.940 | 14.397 | 14.048 | 17.132 | 14.717 | 16.768 | 17.236 | | | 17.079 |
| Lap 16 | 13.873 | 13.937 | 14.284 | 14.545 | 18.169 | 14.641 | 16.578 | | | 15.616 |
| Lap 17 | 14.740 | 17.614 | 15.579 | 13.930 | 14.067 | 14.478 | 15.094 | | | 15.550 |
| Lap 18 | 14.079 | 15.191 | 14.348 | 14.606 | 14.111 | 14.361 | 14.550 | | | 16.784 |
| Lap 19 | 14.311 | 14.350 | 14.474 | 13.972 | 13.602 | 14.800 | 14.504 | | | |
| Lap 20 | 13.660 | 14.270 | 14.249 | 13.811 | 15.178 | 14.612 | | | | |

| Time | Text |
|------|------|
|------|------|

Printed: 25.10.2009 21:55:37

Licensed to: RC PISTE KY

Average race speed: 42,710
Best Tm: 13.469, Spd: 45,438
Margin of Victory: 4.467


by: (1) Jyri Konoila
RaceTime: 5:33

Chief of Timing & Scoring:
Date:
Signed:



www.amb-it.com
Sparc 2.0



Rebellion Race 2009**Modified****Final
Heat F
Run 2****Mantsala, 0.17 Km****Official Results**

| <i>Pos</i> | <i>No.</i> | <i>Name</i> | <i>Laps</i> | <i>Total Tm</i> | <i>Diff</i> | <i>Gap</i> | <i>Best Tm</i> | <i>In Lap</i> | <i>Club</i> | <i>Sponsor</i> |
|------------|------------|------------------|-------------|-----------------|-------------|------------|----------------|---------------|-------------|----------------|
| 1 | 7 | Nikke Pitkä | 21 | 5:00.913 | | | 13.660 | 20 | FIN | |
| 2 | 1 | Jyri Konoila | 21 | 5:05.380 | 4.467 | 4.467 | 13.469 | 4 | FIN | |
| 3 | 10 | Thomas Sojakka | 21 | 5:13.435 | 12.522 | 8.055 | 13.699 | 2 | FIN | |
| 4 | 6 | Lassi Salo | 20 | 5:00.391 | --1 Lap-- | --1 Lap-- | 13.774 | 14 | FIN | |
| 5 | 3 | Sami Haapsaari | 20 | 5:02.815 | 2.424 | 2.424 | 13.602 | 19 | FIN | |
| 6 | 9 | Sten Nordman | 20 | 5:14.271 | 13.880 | 11.456 | 13.905 | 11 | FIN | |
| 7 | 8 | Markku Seppälä | 19 | 5:07.881 | --2 Laps-- | --1 Lap-- | 14.066 | 13 | FIN | |
| 8 | 5 | Alexander Naumov | 8 | 2:28.007 | -13 Laps-- | -11 Laps-- | 14.122 | 7 | RUS | |
| 9 | 2 | Niko Vuorenmaa | 0 | 2.142 | -21 Laps-- | --8 Laps-- | -.--- | - | FIN | |
| DQ | 4 | Lasse Ilvessalo | 0 | 6:00.000 | 5:57.858 | 5:57.858 | 14.332 | 0 | FIN | |

Lap 21 13.713 15.006 15.173

| Time | Text |
|------|------|
|------|------|

Printed: 25.10.2009 21:55:37**Licensed to: RC PISTE KY**

Average race speed: 42,710
Best Tm: 13.469, Spd: 45,438
Margin of Victory: 4.467

by: (1) Jyri Konoila
RaceTime: 5:33

Chief of Timing & Scoring:**Date:****Signed:**

Rebellion Race 2009

Modified

Final
Heat F
Run 3

Mantsala, 0.17 Km

Official Results

| Pos | No. | Name | Laps | Total Tm | Diff | Gap | Best Tm | In Lap | Club | Sponsor |
|-----|-----|------------------|------|----------|------------|-----------|---------|--------|------|---------|
| 1 | 1 | Jyri Konoila | 21 | 5:01.263 | | | 13.467 | 8 | FIN | |
| 2 | 3 | Sami Haapsaari | 21 | 5:06.868 | 5.605 | 5.605 | 13.882 | 7 | FIN | |
| 3 | 6 | Lassi Salo | 21 | 5:08.186 | 6.923 | 1.318 | 13.405 | 21 | FIN | |
| 4 | 5 | Alexander Naumov | 21 | 5:10.248 | 8.985 | 2.062 | 13.418 | 17 | RUS | |
| 5 | 2 | Niko Vuorenmaa | 20 | 5:00.772 | --1 Lap-- | --1 Lap-- | 13.875 | 11 | FIN | |
| 6 | 10 | Thomas Sojakka | 20 | 5:02.479 | 1.707 | 1.707 | 13.677 | 15 | FIN | |
| 7 | 9 | Sten Nordman | 20 | 5:02.912 | 2.140 | 0.433 | 13.735 | 3 | FIN | |
| 8 | 7 | Nikke Pitkä | 20 | 5:04.771 | 3.999 | 1.859 | 13.328 | 3 | FIN | |
| 9 | 8 | Markku Seppälä | 20 | 5:07.082 | 6.310 | 2.311 | 13.868 | 16 | FIN | |
| 10 | 4 | Lasse Ilvessalo | 19 | 5:17.055 | --2 Laps-- | --1 Lap-- | 13.456 | 13 | FIN | |

| Car | 1 | 3 | 6 | 5 | 2 | 10 | 9 | 7 | 8 | 4 |
|--------|--------|--------|--------|--------|--------|--------|--------|--------|--------|--------|
| Lap 1 | 13.997 | 14.417 | 18.609 | 18.239 | 14.239 | 17.017 | 17.173 | 20.670 | 18.100 | 15.537 |
| Lap 2 | 13.574 | 14.307 | 18.121 | 19.119 | 17.881 | 18.746 | 14.874 | 15.213 | 15.676 | 14.404 |
| Lap 3 | 13.855 | 14.062 | 14.025 | 15.748 | 14.747 | 15.343 | 13.735 | 13.328 | 14.206 | 13.581 |
| Lap 4 | 13.593 | 14.468 | 13.747 | 14.364 | 14.403 | 17.324 | 14.145 | 14.115 | 14.264 | 14.296 |
| Lap 5 | 13.773 | 14.047 | 14.246 | 14.237 | 14.392 | 14.777 | 14.914 | 14.819 | 14.377 | 17.843 |
| Lap 6 | 14.114 | 14.575 | 13.969 | 15.331 | 14.157 | 14.034 | 14.266 | 13.842 | 15.968 | 14.406 |
| Lap 7 | 15.065 | 13.882 | 13.741 | 13.868 | 14.073 | 15.523 | 14.126 | 14.013 | 14.953 | 13.927 |
| Lap 8 | 13.467 | 13.894 | 14.471 | 14.087 | 14.108 | 13.810 | 13.941 | 17.516 | 14.640 | 13.959 |
| Lap 9 | 13.894 | 13.969 | 13.947 | 14.586 | 16.498 | 15.002 | 14.713 | 13.561 | 16.964 | 17.839 |
| Lap 10 | 13.625 | 14.585 | 13.966 | 14.833 | 14.376 | 13.782 | 15.611 | 15.577 | 14.832 | 13.867 |
| Lap 11 | 13.842 | 14.376 | 14.044 | 14.260 | 13.875 | 14.375 | 15.205 | 14.061 | 14.104 | 16.901 |
| Lap 12 | 15.387 | 13.935 | 14.085 | 14.223 | 14.506 | 14.106 | 14.171 | 14.832 | 14.230 | 13.901 |
| Lap 13 | 14.298 | 14.345 | 14.873 | 14.514 | 15.984 | 14.320 | 14.652 | 16.174 | 20.662 | 13.456 |
| Lap 14 | 14.000 | 15.601 | 17.022 | 13.928 | 14.737 | 14.110 | 13.765 | 16.998 | 14.582 | 13.767 |
| Lap 15 | 13.833 | 14.272 | 13.808 | 13.998 | 13.909 | 13.677 | 14.233 | 16.666 | 15.074 | 13.857 |
| Lap 16 | 13.703 | 16.081 | 14.172 | 13.977 | 15.422 | 13.839 | 15.219 | 14.222 | 13.868 | 13.867 |
| Lap 17 | 14.041 | 14.351 | 13.850 | 13.418 | 17.795 | 14.304 | 14.370 | 13.876 | 14.471 | 13.575 |
| Lap 18 | 14.411 | 14.089 | 14.140 | 13.853 | 14.788 | 14.138 | 14.942 | 14.687 | 14.896 | 49.086 |
| Lap 19 | 14.010 | 14.665 | 14.133 | 13.590 | 14.823 | 14.993 | 20.171 | 14.420 | 14.329 | 17.388 |
| Lap 20 | 20.219 | 16.541 | 13.825 | 13.847 | 15.000 | 15.854 | 15.614 | 13.964 | 13.957 | |

| Time | Text |
|------|------|
|------|------|

Printed: 25.10.2009 21:55:42

Licensed to: RC PISTE KY


Average race speed: 42,660
Best Tm: 13.328, Spd: 45,918
Margin of Victory: 5.605

by: (7) Nikke Pitkä
RaceTime: 5:36

Chief of Timing & Scoring:

Date:

Signed:

Rebellion Race 2009**Modified****Final
Heat F
Run 3****Mantsala, 0.17 Km****Official Results**

| <i>Pos</i> | <i>No.</i> | <i>Name</i> | <i>Laps</i> | <i>Total Tm</i> | <i>Diff</i> | <i>Gap</i> | <i>Best Tm</i> | <i>In Lap</i> | <i>Club</i> | <i>Sponsor</i> |
|------------|------------|------------------|-------------|-----------------|-------------|------------|----------------|---------------|-------------|----------------|
| 1 | 1 | Jyri Konoila | 21 | 5:01.263 | | | 13.467 | 8 | FIN | |
| 2 | 3 | Sami Haapsaari | 21 | 5:06.868 | 5.605 | 5.605 | 13.882 | 7 | FIN | |
| 3 | 6 | Lassi Salo | 21 | 5:08.186 | 6.923 | 1.318 | 13.405 | 21 | FIN | |
| 4 | 5 | Alexander Naumov | 21 | 5:10.248 | 8.985 | 2.062 | 13.418 | 17 | RUS | |
| 5 | 2 | Niko Vuorenmaa | 20 | 5:00.772 | --1 Lap-- | --1 Lap-- | 13.875 | 11 | FIN | |
| 6 | 10 | Thomas Sojakka | 20 | 5:02.479 | 1.707 | 1.707 | 13.677 | 15 | FIN | |
| 7 | 9 | Sten Nordman | 20 | 5:02.912 | 2.140 | 0.433 | 13.735 | 3 | FIN | |
| 8 | 7 | Nikke Pitkä | 20 | 5:04.771 | 3.999 | 1.859 | 13.328 | 3 | FIN | |
| 9 | 8 | Markku Seppälä | 20 | 5:07.082 | 6.310 | 2.311 | 13.868 | 16 | FIN | |
| 10 | 4 | Lasse Ilvessalo | 19 | 5:17.055 | --2 Laps-- | --1 Lap-- | 13.456 | 13 | FIN | |

| | | | | |
|---------------|--------|--------|--------|--------|
| Lap 21 | 13.658 | 15.021 | 13.405 | 14.309 |
|---------------|--------|--------|--------|--------|

| Time | Text |
|------|------|
|------|------|

Printed: 25.10.2009 21:55:42**Licensed to: RC PISTE KY**

Average race speed: 42,660
Best Tm: 13.328, Spd: 45,918
Margin of Victory: 5.605

by: (7) Nikke Pitkä
RaceTime: 5:36

Chief of Timing & Scoring:**Date:****Signed:**

www.amb-it.com
Sparc 2.0

