


Final
Heat C
Run 1

Mantsala, 0.17 Km



Official Results

Pos	No.	Name	Laps	Total Tm	Diff	Gap	Best Tm	In Lap	Club	Sponsor
1	9	Harri Lukkari	23	5:09.092			12.827	16	FIN	
2	3	Otto Laurila	23	5:11.713	2.621	2.621	12.898	6	FIN	
3	6	Tomi Myöhänen	23	5:12.881	3.789	1.168	12.665	21	FIN	
4	5	August Poutiainen	22	5:02.193	--1 Lap--	--1 Lap--	12.768	21	FIN	
5	1	Pauli Helin	22	5:03.841	1.648	1.648	12.763	22	FIN	
6	8	Marco Gennari	22	5:11.329	9.136	7.488	12.914	11	ITA	
7	2	Tomi Mairue	10	2:22.448	-13 Laps--	-12 Laps--	12.942	8	FIN	
8	10	Marko Salminen	1	34.920	-22 Laps--	--9 Laps--	31.643	1	FIN	
9	7	Henry Salmèn	0	----			----	-	FIN	
DQ	4	Arto Heinonen	0	6:00.000	6:00.000		12.832	0	FIN	

Car	9	3	6	5	1	8	2	10	7	4
Lap 1	13.488	13.647	13.520	17.019	13.233	13.494	13.233	31.643		13.978
Lap 2	13.879	13.243	13.606	13.278	18.280	13.347	14.191			14.254
Lap 3	13.453	13.196	13.564	17.446	13.605	13.882	13.276			13.256
Lap 4	13.460	13.982	13.367	13.507	12.997	13.859	16.248			13.510
Lap 5	13.158	12.973	13.041	13.394	12.838	14.339	13.351			12.968
Lap 6	13.133	12.898	12.745	12.802	13.272	14.765	14.347			13.193
Lap 7	13.184	13.724	13.701	13.379	13.343	14.585	13.204			13.269
Lap 8	13.256	13.329	13.401	12.820	12.923	13.234	12.942			13.138
Lap 9	13.005	13.070	13.183	13.069	15.841	13.156	13.072			13.247
Lap 10	13.092	13.376	13.276	13.084	13.201	13.251	17.394			13.112
Lap 11	13.499	13.234	13.286	13.097	12.965	12.914				13.501
Lap 12	13.041	13.542	13.408	13.168	13.901	13.788				13.154
Lap 13	13.615	13.191	13.231	13.167	13.214	13.357				13.383
Lap 14	13.093	13.053	13.017	12.970	13.003	18.798			12.832	
Lap 15	12.998	13.096	15.179	13.244	13.183	18.410				13.019
Lap 16	12.827	13.007	12.845	12.830	12.900	13.570				12.996
Lap 17	13.002	13.458	13.199	16.952	18.934	13.533				13.294
Lap 18	14.283	15.539	13.572	12.889	13.391	13.323				21.476
Lap 19	13.734	14.008	14.459	13.380	13.156	13.204				13.579
Lap 20	13.341	13.336	13.449	13.029	12.983	13.296				

Time	Text
------	------

Official Results

Pos	No.	Name	Laps	Total Tm	Diff	Gap	Best Tm	In Lap	Club	Sponsor
1	9	Harri Lukkari	23	5:09.092			12.827	16	FIN	
2	3	Otto Laurila	23	5:11.713	2.621	2.621	12.898	6	FIN	
3	6	Tomi Myöhänen	23	5:12.881	3.789	1.168	12.665	21	FIN	
4	5	August Poutiainen	22	5:02.193	--1 Lap--	--1 Lap--	12.768	21	FIN	
5	1	Pauli Helin	22	5:03.841	1.648	1.648	12.763	22	FIN	
6	8	Marco Gennari	22	5:11.329	9.136	7.488	12.914	11	ITA	
7	2	Tomi Mairue	10	2:22.448	-13 Laps--	-12 Laps--	12.942	8	FIN	
8	10	Marko Salminen	1	34.920	-22 Laps--	--9 Laps--	31.643	1	FIN	
9	7	Henry Salmèn	0	-.---			-.---	-	FIN	
DQ	4	Arto Heinonen	0	6:00.000	6:00.000		12.832	0	FIN	

Lap 21	13.395	12.970	12.665	12.768	12.948	13.275
Lap 22	12.893	14.870	13.504	13.208	12.763	13.575
Lap 23	13.354	13.493	15.925			


Time	Text
------	------

Rebellion Race 2009

Modified

Final
Heat C
Run 2

Mantsala, 0.17 Km



Official Results

Pos	No.	Name	Laps	Total Tm	Diff	Gap	Best Tm	In Lap	Club	Sponsor
1	1	Pauli Helin	23	5:02.028			12.601	10	FIN	
2	7	Henry Salmèn	23	5:11.791	9.763	9.763	13.000	7	FIN	
3	3	Otto Laurila	23	5:13.173	11.145	1.382	12.910	10	FIN	
4	2	Tomi Mairue	22	5:00.604	--1 Lap--	--1 Lap--	12.858	15	FIN	
5	5	August Poutiainen	22	5:03.362	2.758	2.758	12.770	22	FIN	
6	6	Tomi Myöhänen	22	5:05.860	5.256	2.498	12.891	15	FIN	
7	8	Marco Gennari	22	5:08.834	8.230	2.974	12.812	19	ITA	
8	9	Harri Lukkari	22	5:09.266	8.662	0.432	12.834	14	FIN	
9	10	Marko Salminen	10	2:26.871	-13 Laps--	-12 Laps--	13.244	2	FIN	
10	4	Arto Heinonen	3	46.213	-20 Laps--	--7 Laps--	13.131	2	FIN	

Car	1	7	3	2	5	6	8	9	10	4
Lap 1	13.167	14.891	17.644	20.546	15.570	14.727	18.467	16.321	14.982	18.178
Lap 2	13.362	13.300	13.281	13.279	13.973	14.590	12.887	13.404	13.244	13.131
Lap 3	13.394	13.208	14.341	13.264	13.535	13.622	13.681	13.876	15.414	13.280
Lap 4	13.074	13.182	13.640	13.608	15.880	20.011	16.083	20.246	14.571	
Lap 5	13.412	13.652	13.031	13.431	13.180	13.838	15.035	13.056	14.570	
Lap 6	13.489	13.419	13.305	12.961	13.294	15.683	16.269	12.880	13.354	
Lap 7	13.074	13.000	13.034	13.358	14.765	13.052	13.048	13.668	14.526	
Lap 8	13.047	13.188	13.618	12.905	14.129	13.163	13.220	13.344	14.437	
Lap 9	12.929	13.320	13.134	12.966	13.509	13.732	13.349	13.644	13.881	
Lap 10	12.601	13.130	12.910	12.935	13.218	13.135	12.980	12.866	14.683	
Lap 11	13.284	13.007	12.991	13.114	14.334	13.241	14.114	12.930		
Lap 12	12.933	13.152	13.086	13.231	13.072	13.260	13.195	13.129		
Lap 13	12.903	13.328	13.172	13.569	12.781	13.334	13.304	13.078		
Lap 14	13.032	13.209	13.112	12.883	13.246	12.984	13.034	12.834		
Lap 15	13.108	13.047	13.818	12.858	12.905	12.891	15.184	13.119		
Lap 16	12.967	13.855	13.509	13.117	13.189	13.093	13.033	13.836		
Lap 17	12.948	13.143	13.396	13.454	12.776	13.091	13.137	13.090		
Lap 18	13.118	13.240	14.107	14.076	13.098	13.312	13.407	16.650		
Lap 19	13.086	15.177	13.331	13.344	13.217	13.674	12.812	13.046		
Lap 20	12.824	13.838	13.299	13.250	16.120	13.508	13.035	13.059		

Time	Text
------	------

Printed: 25.10.2009 21:52:34

Licensed to: RC PISTE KY

Average race speed: 46,605
Best Tm: 12.601, Spd: 48,568
Margin of Victory: 9.763

by: (1) Pauli Helin
RaceTime: 5:35

Chief of Timing & Scoring:
Date:
Signed:




www.amb-it.com
Sparc 2.0



Final
Heat C
Run 2

Mantsala, 0.17 Km



Official Results

Pos	No.	Name	Laps	Total Tm	Diff	Gap	Best Tm	In Lap	Club	Sponsor
1	1	Pauli Helin	23	5:02.028			12.601	10	FIN	
2	7	Henry Salmèn	23	5:11.791	9.763	9.763	13.000	7	FIN	
3	3	Otto Laurila	23	5:13.173	11.145	1.382	12.910	10	FIN	
4	2	Tomi Mairue	22	5:00.604	--1 Lap--	--1 Lap--	12.858	15	FIN	
5	5	August Poutiainen	22	5:03.362	2.758	2.758	12.770	22	FIN	
6	6	Tomi Myöhänen	22	5:05.860	5.256	2.498	12.891	15	FIN	
7	8	Marco Gennari	22	5:08.834	8.230	2.974	12.812	19	ITA	
8	9	Harri Lukkari	22	5:09.266	8.662	0.432	12.834	14	FIN	
9	10	Marko Salminen	10	2:26.871	-13 Laps--	-12 Laps--	13.244	2	FIN	
10	4	Arto Heinonen	3	46.213	-20 Laps--	--7 Laps--	13.131	2	FIN	

Lap 21	12.934	13.188	13.111	14.249	13.014	13.106	13.084	14.921
Lap 22	12.880	13.160	13.396	13.040	12.770	12.917	13.655	13.337
Lap 23	13.538	14.012	13.465					

Time	Text
------	------

Printed: 25.10.2009 21:52:34 Licensed to: RC PISTE KY

Average race speed: 46,605
Best Tm: 12.601, Spd: 48,568
Margin of Victory: 9.763

by: (1) Pauli Helin
RaceTime: 5:35

Chief of Timing & Scoring:
Date:
Signed:




Rebellion Race 2009

Modified

Final
Heat C
Run 3

Mantsala, 0.17 Km



Official Results

Pos	No.	Name	Laps	Total Tm	Diff	Gap	Best Tm	In Lap	Club	Sponsor
1	1	Pauli Helin	23	5:04.612			12.829	17	FIN	
2	2	Tomi Mairue	23	5:10.009	5.397	5.397	12.741	9	FIN	
3	3	Otto Laurila	23	5:12.733	8.121	2.724	13.098	3	FIN	
4	7	Henry Salmèn	23	5:12.820	8.208	0.087	12.937	9	FIN	
5	10	Marko Salminen	23	5:13.145	8.533	0.325	13.064	6	FIN	
6	4	Arto Heinonen	22	5:08.763	--1 Lap--	--1 Lap--	12.886	21	FIN	
7	5	August Poutiainen	22	5:12.485	3.722	3.722	12.893	17	FIN	
8	8	Marco Gennari	22	5:16.311	7.548	3.826	12.984	5	ITA	
9	9	Harri Lukkari	13	3:14.642	-10 Laps--	--9 Laps--	13.067	6	FIN	
10	6	Tomi Myöhänen	11	2:59.673	-12 Laps--	--2 Laps--	12.758	8	FIN	

Car	1	2	3	7	10	4	5	8	9	6
Lap 1	13.298	14.070	13.661	14.440	14.170	15.962	18.523	15.781	14.426	15.044
Lap 2	13.189	13.360	13.392	13.978	15.420	16.682	14.372	15.348	17.032	16.959
Lap 3	13.199	13.302	13.098	13.503	13.343	16.612	14.235	17.000	14.301	13.418
Lap 4	13.074	17.305	13.119	13.621	13.272	13.007	13.847	13.202	13.507	13.800
Lap 5	13.033	13.009	13.426	13.331	13.307	15.488	13.159	12.984	13.155	15.999
Lap 6	12.854	12.886	13.149	13.209	13.064	14.267	13.177	13.368	13.067	13.642
Lap 7	14.521	13.158	13.416	13.165	13.094	13.187	13.214	13.256	14.018	13.163
Lap 8	13.359	12.932	13.329	13.196	13.164	13.207	14.022	13.170	13.694	12.758
Lap 9	12.905	12.741	13.108	12.937	13.216	16.926	14.815	15.986	14.455	23.203
Lap 10	12.995	13.021	13.725	13.067	13.457	14.054	13.145	13.371	13.509	21.579
Lap 11	13.359	13.378	13.169	13.448	13.106	13.044	13.769	13.504	18.654	18.158
Lap 12	12.986	13.000	13.239	13.079	13.544	13.632	20.253	14.193	14.827	
Lap 13	13.203	14.637	13.461	14.397	13.311	13.462	13.632	13.264	17.035	
Lap 14	13.278	13.691	13.331	14.732	14.073	12.943	13.011	13.307		
Lap 15	13.195	13.187	13.115	13.061	13.096	13.155	13.577	14.122		
Lap 16	13.258	13.049	13.567	13.256	13.131	12.950	13.089	13.227		
Lap 17	12.829	13.078	14.195	13.456	13.299	12.953	12.893	13.944		
Lap 18	13.316	13.191	13.628	13.170	13.089	13.109	13.036	13.304		
Lap 19	13.019	13.015	13.438	13.297	13.661	13.114	13.035	13.500		
Lap 20	13.381	13.049	13.987	13.219	13.100	13.159	13.529	13.905		

Time	Text
------	------

Printed: 25.10.2009 21:52:39

Licensed to: RC PISTE KY

Average race speed: 46,210
Best Tm: 12.741, Spd: 48,034
Margin of Victory: 5.397


by: (2) Tomi Mairue
RaceTime: 5:40

Chief of Timing & Scoring:
Date:
Signed:



www.amb-it.com
Sparc 2.0



Rebellion Race 2009**Modified****Final
Heat C
Run 3****Mantsala, 0.17 Km****Official Results**

<i>Pos</i>	<i>No.</i>	<i>Name</i>	<i>Laps</i>	<i>Total Tm</i>	<i>Diff</i>	<i>Gap</i>	<i>Best Tm</i>	<i>In Lap</i>	<i>Club</i>	<i>Sponsor</i>
1	1	Pauli Helin	23	5:04.612			12.829	17	FIN	
2	2	Tomi Mairue	23	5:10.009	5.397	5.397	12.741	9	FIN	
3	3	Otto Laurila	23	5:12.733	8.121	2.724	13.098	3	FIN	
4	7	Henry Salmèn	23	5:12.820	8.208	0.087	12.937	9	FIN	
5	10	Marko Salminen	23	5:13.145	8.533	0.325	13.064	6	FIN	
6	4	Arto Heinonen	22	5:08.763	--1 Lap--	--1 Lap--	12.886	21	FIN	
7	5	August Poutiainen	22	5:12.485	3.722	3.722	12.893	17	FIN	
8	8	Marco Gennari	22	5:16.311	7.548	3.826	12.984	5	ITA	
9	9	Harri Lukkari	13	3:14.642	-10 Laps--	--9 Laps--	13.067	6	FIN	
10	6	Tomi Myöhänen	11	2:59.673	-12 Laps--	--2 Laps--	12.758	8	FIN	

Lap 21	12.927	13.364	14.532	13.482	13.328	12.886	13.189	13.182
Lap 22	13.349	13.144	14.084	14.198	14.227	13.313	15.213	21.000
Lap 23	13.158	13.293	14.137	13.387	13.330			

Time **Text****Printed: 25.10.2009 21:52:39****Licensed to: RC PISTE KY**

Average race speed: 46,210
Best Tm: 12.741, Spd: 48,034
Margin of Victory: 5.397

by: (2) Tomi Mairue
RaceTime: 5:40

Chief of Timing & Scoring:**Date:****Signed:**