


Rebellion Race 2009

Modified

Final
Heat D
Run 1

Mantsala, 0.17 Km



Official Results

Pos	No.	Name	Laps	Total Tm	Diff	Gap	Best Tm	In Lap	Club	Sponsor
1	3	Sami Salmela	22	5:06.464			13.154	4	FIN	
2	2	Ari-Pekka Kyykkä	22	5:06.542	0.078	0.078	12.789	19	FIN	
3	8	Priit Luman	22	5:09.374	2.910	2.832	13.053	12	EST	
4	5	Jarkko Mustonen	22	5:13.478	7.014	4.104	13.229	6	FIN	
5	7	Eetu Luukkonen	21	5:03.570	--1 Lap--	--1 Lap--	13.178	4	FIN	
6	10	Miika Rinne	21	5:08.342	4.772	4.772	13.377	6	FIN	
7	4	Vitaly Karpov	20	5:01.655	--2 Laps--	--1 Lap--	13.103	17	RUS	
8	6	Toni Niinivirta	20	5:04.232	2.577	2.577	13.078	5	FIN	
9	9	Joni Hiltunen	20	5:04.827	3.172	0.595	13.299	20	FIN	
10	1	Olev Pihl	13	2:56.728	--9 Laps--	--7 Laps--	13.014	5	EST	

Car	3	2	8	5	7	10	4	6	9	1
Lap 1	16.424	13.818	15.840	14.347	16.818	15.216	14.494	14.460	15.233	13.596
Lap 2	14.351	18.864	14.856	14.349	14.332	14.303	17.272	14.404	14.906	13.371
Lap 3	13.246	14.694	14.009	14.165	14.870	13.609	13.642	13.141	15.789	13.336
Lap 4	13.154	13.273	13.836	13.355	13.178	16.661	14.055	13.340	13.823	13.069
Lap 5	13.632	13.412	16.711	13.309	13.988	14.450	13.758	13.078	16.793	13.014
Lap 6	13.702	13.888	13.326	13.229	16.273	13.377	20.640	20.303	15.040	13.352
Lap 7	13.182	13.737	13.398	13.276	13.699	15.388	17.865	19.383	15.942	14.085
Lap 8	13.825	13.499	13.306	13.866	13.448	16.358	14.408	18.970	22.732	14.186
Lap 9	13.361	14.542	13.613	13.920	13.816	15.452	16.342	20.383	15.395	13.606
Lap 10	13.374	13.317	15.772	13.330	14.427	14.208	15.077	14.001	14.515	13.131
Lap 11	13.364	13.845	13.599	13.430	14.492	14.661	13.739	16.467	14.920	13.624
Lap 12	14.013	13.388	13.053	13.520	15.228	13.617	13.687	13.469	14.319	13.512
Lap 13	14.739	13.104	13.450	13.740	14.782	14.838	13.429	13.470	13.313	13.924
Lap 14	14.438	13.067	13.349	17.365	16.970	14.510	17.316	14.779	13.651	
Lap 15	13.563	15.593	13.290	15.910	13.527	13.769	14.805	13.100	15.824	
Lap 16	13.731	13.219	13.620	13.334	13.835	14.771	13.530	13.205	13.581	
Lap 17	13.765	13.268	13.325	13.242	13.647	13.637	13.103	14.448	13.747	
Lap 18	13.748	13.636	13.500	14.157	13.296	14.950	14.792	14.927	15.302	
Lap 19	13.858	12.789	13.312	13.315	13.551	14.097	14.784	13.479	13.610	
Lap 20	13.785	13.028	13.670	15.214	13.561	13.486	13.359	13.390	13.299	

Time	Text
------	------

Printed: 25.10.2009 21:53:26

Licensed to: RC PISTE KY

Average race speed: 43,933
Best Tm: 12.789, Spd: 47,854
Margin of Victory: 0.078

by: (2) Ari-Pekka Kyykkä
RaceTime: 5:26

Chief of Timing & Scoring:
Date:
Signed:




www.amb-it.com
Sparc 2.0



Final
Heat D
Run 1

Mantsala, 0.17 Km



Official Results

Pos	No.	Name	Laps	Total Tm	Diff	Gap	Best Tm	In Lap	Club	Sponsor
1	3	Sami Salmela	22	5:06.464			13.154	4	FIN	
2	2	Ari-Pekka Kyykkä	22	5:06.542	0.078	0.078	12.789	19	FIN	
3	8	Priit Luman	22	5:09.374	2.910	2.832	13.053	12	EST	
4	5	Jarkko Mustonen	22	5:13.478	7.014	4.104	13.229	6	FIN	
5	7	Eetu Luukkonen	21	5:03.570	--1 Lap--	--1 Lap--	13.178	4	FIN	
6	10	Miika Rinne	21	5:08.342	4.772	4.772	13.377	6	FIN	
7	4	Vitaly Karpov	20	5:01.655	--2 Laps--	--1 Lap--	13.103	17	RUS	
8	6	Toni Niinivirta	20	5:04.232	2.577	2.577	13.078	5	FIN	
9	9	Joni Hiltunen	20	5:04.827	3.172	0.595	13.299	20	FIN	
10	1	Olev Pihl	13	2:56.728	--9 Laps--	--7 Laps--	13.014	5	EST	

Lap 21	14.401	14.048	13.496	17.690	13.524	13.413
Lap 22	13.413	13.350	14.136	13.596		

Time	Text
------	------

Printed: 25.10.2009 21:53:26 Licensed to: RC PISTE KY

Average race speed: 43,933
Best Tm: 12.789, Spd: 47,854
Margin of Victory: 0.078

by: (2) Ari-Pekka Kyykkä
RaceTime: 5:26

Chief of Timing & Scoring:
Date:
Signed:




Rebellion Race 2009

Modified

Final
Heat D
Run 2

Mantsala, 0.17 Km



Official Results

Pos	No.	Name	Laps	Total Tm	Diff	Gap	Best Tm	In Lap	Club	Sponsor
1	2	Ari-Pekka Kyykkä	23	5:12.923			13.039	11	FIN	
2	5	Jarkko Mustonen	22	5:11.092	--1 Lap--	--1 Lap--	13.171	18	FIN	
3	8	Priit Luman	22	5:14.589		3.497	13.081	21	EST	
4	6	Toni Niinivirta	21	5:00.422	--2 Laps--	--1 Lap--	12.996	14	FIN	
5	9	Joni Hiltunen	21	5:01.800		1.378	13.593	19	FIN	
6	3	Sami Salmela	21	5:04.478		4.056	13.100	12	FIN	
7	1	Olev Pihl	21	5:07.083		6.661	12.928	2	EST	
8	7	Eetu Luukkonen	21	5:10.514		10.092	12.991	10	FIN	
9	4	Vitaly Karpov	19	4:24.374	--4 Laps--	--2 Laps--	13.186	16	RUS	
10	10	Miika Rinne	18	5:02.550	--5 Laps--	--1 Lap--	13.440	6	FIN	

Car	2	5	8	6	9	3	1	7	4	10
Lap 1	13.446	13.920	15.530	13.998	14.221	19.257	13.631	14.049	15.447	14.784
Lap 2	13.601	13.664	14.307	17.332	13.870	13.770	12.928	16.599	13.629	14.169
Lap 3	13.144	20.312	13.495	17.207	13.667	13.701	13.381	14.663	13.208	17.234
Lap 4	13.086	14.357	16.437	14.197	13.708	15.245	13.073	15.575	13.675	13.591
Lap 5	13.204	13.917	14.586	14.179	13.818	15.825	13.647	19.463	13.210	16.156
Lap 6	13.415	13.218	13.404	13.975	13.618	14.030	13.284	13.843	13.749	13.440
Lap 7	17.361	13.252	13.434	13.014	13.857	17.333	17.383	13.364	13.308	13.597
Lap 8	13.248	14.598	14.666	13.755	13.869	17.559	13.205	13.182	13.275	25.287
Lap 9	14.325	13.527	13.651	13.263	14.939	13.464	15.429	13.392	14.243	15.686
Lap 10	13.207	16.111	15.004	13.432	13.942	13.286	13.519	12.991	13.446	20.202
Lap 11	13.039	13.468	13.730	13.622	13.965	13.639	15.518	13.056	13.361	16.285
Lap 12	13.323	13.343	13.905	13.956	18.056	13.100	13.505	13.437	13.309	13.564
Lap 13	13.462	14.098	14.303	13.153	15.814	13.479	13.845	22.318	13.626	17.391
Lap 14	13.419	13.371	13.217	12.996	13.644	13.298	14.509	13.546	13.399	13.690
Lap 15	13.383	13.713	13.400	13.195	13.673	13.325	13.591	13.144	13.351	18.966
Lap 16	13.401	13.611	13.539	13.649	13.791	13.229	20.699	15.084	13.186	15.552
Lap 17	13.264	14.034	13.354	19.323	14.921	13.668	17.646	15.285	13.483	25.717
Lap 18	13.446	13.171	13.601	13.694	13.908	14.235	14.517	13.293	13.430	13.641
Lap 19	13.356	13.402	13.561	13.639	13.593	14.903	14.277	13.507	18.568	
Lap 20	13.284	13.503	15.213	13.725	13.843	13.411	14.157	13.783		

Time	Text
------	------

Printed: 25.10.2009 21:53:35


Licensed to: RC PISTE KY

Average race speed: 44,982
Best Tm: 12.928, Spd: 47,339
Margin of Victory: --1 Lap--

by: (1) Olev Pihl
RaceTime: 6:04

Chief of Timing & Scoring:
Date:
Signed:



Rebellion Race 2009**Modified****Final
Heat D
Run 2****Mantsala, 0.17 Km****Official Results**

Pos	No.	Name	Laps	Total Tm	Diff	Gap	Best Tm	In Lap	Club	Sponsor
1	2	Ari-Pekka Kyykkä	23	5:12.923			13.039	11	FIN	
2	5	Jarkko Mustonen	22	5:11.092	--1 Lap--	--1 Lap--	13.171	18	FIN	
3	8	Priit Luman	22	5:14.589	3.497	3.497	13.081	21	EST	
4	6	Toni Niinivirta	21	5:00.422	--2 Laps--	--1 Lap--	12.996	14	FIN	
5	9	Joni Hiltunen	21	5:01.800	1.378	1.378	13.593	19	FIN	
6	3	Sami Salmela	21	5:04.478	4.056	2.678	13.100	12	FIN	
7	1	Olev Pihl	21	5:07.083	6.661	2.605	12.928	2	EST	
8	7	Eetu Luukkonen	21	5:10.514	10.092	3.431	12.991	10	FIN	
9	4	Vitaly Karpov	19	4:24.374	--4 Laps--	--2 Laps--	13.186	16	RUS	
10	10	Miika Rinne	18	5:02.550	--5 Laps--	--1 Lap--	13.440	6	FIN	

Lap 21	13.582	13.353	13.081	13.222	13.925	13.374	14.557	14.664
Lap 22	13.231	13.481	16.616					
Lap 23	13.544							

Time	Text
------	------

Printed: 25.10.2009 21:53:35**Licensed to: RC PISTE KY**

Average race speed: 44,982
Best Tm: 12.928, Spd: 47,339
Margin of Victory: --1 Lap--

by: (1) Olev Pihl
RaceTime: 6:04

Chief of Timing & Scoring:**Date:****Signed:**

www.amb-it.com
Sparc 2.0




Rebellion Race 2009

Modified

Final
Heat D
Run 3

Mantsala, 0.17 Km



Official Results

Pos	No.	Name	Laps	Total Tm	Diff	Gap	Best Tm	In Lap	Club	Sponsor
1	4	Vitaly Karpov	22	5:02.674			13.081	5	RUS	
2	2	Ari-Pekka Kyykkä	22	5:06.236	3.562	3.562	12.910	11	FIN	
3	6	Toni Niinivirta	22	5:07.617	4.943	1.381	13.049	5	FIN	
4	8	Priit Luman	22	5:09.641	6.967	2.024	13.299	4	EST	
5	7	Eetu Luukkonen	22	5:13.220	10.546	3.579	13.097	12	FIN	
6	3	Sami Salmela	21	5:03.319	--1 Lap--	--1 Lap--	12.979	4	FIN	
7	9	Joni Hiltunen	21	5:03.790	0.471	0.471	13.280	4	FIN	
8	5	Jarkko Mustonen	21	5:04.074	0.755	0.284	13.003	5	FIN	
9	10	Miika Rinne	21	5:11.806	8.487	7.732	12.959	11	FIN	
10	1	Olev Pihl	17	3:57.947	--5 Laps--	--4 Laps--	13.053	3	EST	

Car	4	2	6	8	7	3	9	5	10	1
Lap 1	13.575	14.498	15.224	15.061	17.097	22.344	16.399	15.124	14.629	15.356
Lap 2	13.485	13.578	13.926	13.803	13.440	13.345	13.516	14.155	13.333	13.943
Lap 3	13.412	13.271	13.563	13.886	13.207	13.604	13.586	13.248	13.827	13.053
Lap 4	13.306	13.135	13.287	13.299	13.370	12.979	13.280	13.484	13.416	13.938
Lap 5	13.081	13.382	13.049	13.661	17.429	13.289	14.347	13.003	14.688	13.150
Lap 6	13.832	14.149	13.255	13.443	13.207	13.249	13.684	13.342	13.718	13.603
Lap 7	14.865	15.324	14.592	13.709	14.081	14.057	16.317	19.280	13.293	18.384
Lap 8	13.792	13.690	15.108	13.833	16.984	18.796	13.828	13.376	13.929	13.794
Lap 9	14.195	13.427	15.205	15.105	13.782	16.932	17.357	18.846	18.967	13.220
Lap 10	13.360	13.291	14.513	13.399	13.371	14.187	13.455	13.737	17.475	13.440
Lap 11	13.241	12.910	13.078	15.682	15.890	13.316	13.443	13.162	12.959	13.676
Lap 12	13.441	13.473	13.844	13.749	13.097	13.345	13.740	14.134	17.089	13.834
Lap 13	13.570	13.426	14.305	13.471	13.196	13.242	13.592	13.328	16.653	13.524
Lap 14	14.240	14.318	14.711	13.560	13.141	13.600	13.491	13.809	20.207	13.280
Lap 15	13.389	13.441	13.391	13.768	14.385	13.543	14.113	13.532	13.368	13.732
Lap 16	13.713	13.668	13.165	13.360	14.906	13.527	13.421	14.898	13.062	13.234
Lap 17	13.784	13.701	13.307	13.604	13.566	14.342	13.554	15.194	13.746	13.893
Lap 18	14.409	14.585	13.439	13.897	13.410	13.691	13.741	15.838	13.356	
Lap 19	13.453	13.397	13.337	14.071	13.286	13.352	17.899	14.277	13.466	
Lap 20	13.392	13.439	13.363	15.334	13.144	13.786	13.879	13.473	13.306	

Time	Text
------	------

Printed: 25.10.2009 21:53:42

Licensed to: RC PISTE KY

Average race speed: 44,484
Best Tm: 12.910, Spd: 47,405
Margin of Victory: 3.562


by: (2) Ari-Pekka Kyykkä
RaceTime: 5:27

Chief of Timing & Scoring:
Date:
Signed:



www.amb-it.com
Sparc 2.0



Rebellion Race 2009**Modified****Final
Heat D
Run 3****Mantsala, 0.17 Km****Official Results**

<i>Pos</i>	<i>No.</i>	<i>Name</i>	<i>Laps</i>	<i>Total Tm</i>	<i>Diff</i>	<i>Gap</i>	<i>Best Tm</i>	<i>In Lap</i>	<i>Club</i>	<i>Sponsor</i>
1	4	Vitaly Karpov	22	5:02.674			13.081	5	RUS	
2	2	Ari-Pekka Kyykkä	22	5:06.236	3.562	3.562	12.910	11	FIN	
3	6	Toni Niinivirta	22	5:07.617	4.943	1.381	13.049	5	FIN	
4	8	Priit Luman	22	5:09.641	6.967	2.024	13.299	4	EST	
5	7	Eetu Luukkonen	22	5:13.220	10.546	3.579	13.097	12	FIN	
6	3	Sami Salmela	21	5:03.319	--1 Lap--	--1 Lap--	12.979	4	FIN	
7	9	Joni Hiltunen	21	5:03.790	0.471	0.471	13.280	4	FIN	
8	5	Jarkko Mustonen	21	5:04.074	0.755	0.284	13.003	5	FIN	
9	10	Miika Rinne	21	5:11.806	8.487	7.732	12.959	11	FIN	
10	1	Olev Pihl	17	3:57.947	--5 Laps--	--4 Laps--	13.053	3	EST	

Lap 21	13.285	17.878	13.805	13.662	13.153	13.403	14.224	13.141	13.541
Lap 22	14.318	13.098	14.238	13.753	14.060				

Time	Text
-------------	-------------

Printed: 25.10.2009 21:53:42**Licensed to: RC PISTE KY**

Average race speed: 44,484
Best Tm: 12.910, Spd: 47,405
Margin of Victory: 3.562

by: (2) Ari-Pekka Kyykkä
RaceTime: 5:27

Chief of Timing & Scoring:**Date:****Signed:**

www.amb-it.com
Sparc 2.0

