


Rebellion Race 2009

Modified

Final
Heat A
Run 1

Mantsala, 0.17 Km



Official Results

Pos	No.	Name	Laps	Total Tm	Diff	Gap	Best Tm	In Lap	Club	Sponsor
1	1	Christer Andersson	25	5:11.123			12.034	2	FIN	
2	3	Marc Rheinard	25	5:11.908	0.785	0.785	12.212	25	GER	
3	2	Alexander Hagberg	24	5:02.512	--1 Lap--	--1 Lap--	12.137	3	SWE	
4	4	Teemu Leino	24	5:02.956	0.444	0.444	12.266	4	FIN	
5	7	Martin Hudy	24	5:06.120	3.608	3.164	12.413	10	SK	
6	8	Juho Levänen	24	5:09.162	6.650	3.042	12.422	10	FIN	
7	9	Matias Kuusinen	23	5:03.602	--2 Laps--	--1 Lap--	12.504	8	FIN	
8	5	Viktor Wilck	23	5:09.315	5.713	5.713	12.219	6	SWE	
9	6	Viljami Kutvonen	23	5:11.539	7.937	2.224	12.555	9	FIN	
10	10	Simo Ahoniemi	14	3:11.869	-11 Laps--	--9 Laps--	12.579	6	FIN	

Car	1	3	2	4	7	8	9	5	6	10
Lap 1	12.378	12.553	12.414	12.927	13.008	13.061	13.071	12.882	14.187	13.214
Lap 2	12.034	12.215	12.350	12.286	13.363	13.490	14.517	12.638	12.947	12.947
Lap 3	12.309	12.502	12.137	12.448	12.656	14.457	13.229	13.215	13.424	14.548
Lap 4	12.696	12.298	12.386	12.266	12.625	12.456	12.741	12.307	12.674	12.703
Lap 5	12.244	12.278	12.471	12.331	12.430	12.424	12.742	12.663	12.717	12.715
Lap 6	12.490	12.393	12.416	12.422	12.444	12.542	12.576	12.219	12.635	12.579
Lap 7	12.432	12.313	12.393	12.312	12.448	12.935	13.409	14.984	12.695	12.774
Lap 8	12.317	12.879	12.528	12.580	12.640	12.676	12.504	12.465	12.958	12.642
Lap 9	12.426	12.457	12.721	12.577	12.489	12.539	12.788	12.685	12.555	12.747
Lap 10	12.310	12.339	12.401	12.531	12.413	12.422	13.403	12.262	12.586	12.683
Lap 11	12.304	12.519	12.544	12.526	12.654	13.275	12.787	17.291	17.436	13.007
Lap 12	12.648	12.394	13.081	12.441	12.601	12.532	12.542	12.703	13.371	12.607
Lap 13	12.369	12.304	12.549	12.644	13.410	12.564	12.816	12.494	12.682	12.998
Lap 14	12.459	12.340	12.329	12.697	12.507	12.546	12.703	12.293	13.996	20.733
Lap 15	12.281	12.388	12.547	12.508	12.574	12.438	13.996	25.077	13.001	
Lap 16	12.435	12.214	12.456	12.445	12.823	12.498	14.027	12.497	12.612	
Lap 17	12.252	12.319	12.448	12.508	12.590	14.149	14.443	12.426	18.486	
Lap 18	12.449	12.278	12.583	12.530	12.512	12.542	12.806	12.329	12.899	
Lap 19	12.246	12.301	12.837	12.613	12.695	12.527	12.710	12.407	12.968	
Lap 20	12.295	12.375	12.419	12.523	12.757	12.708	12.943	12.428	12.759	

Time	Text
------	------

Printed: 25.10.2009 21:48:56

Licensed to: RC PISTE KY

Average race speed: 49,177
Best Tm: 12.034, Spd: 50,856
Margin of Victory: 0.785

by: (1) Christer Andersson
RaceTime: 5:48

Chief of Timing & Scoring:
Date:
Signed:



www.amb-it.com
Sparc 2.0




Rebellion Race 2009

Modified

Final
Heat A
Run 1

Mantsala, 0.17 Km



Official Results

Pos	No.	Name	Laps	Total Tm	Diff	Gap	Best Tm	In Lap	Club	Sponsor
1	1	Christer Andersson	25	5:11.123			12.034	2	FIN	
2	3	Marc Rheinard	25	5:11.908	0.785	0.785	12.212	25	GER	
3	2	Alexander Hagberg	24	5:02.512	--1 Lap--	--1 Lap--	12.137	3	SWE	
4	4	Teemu Leino	24	5:02.956	0.444	0.444	12.266	4	FIN	
5	7	Martin Hudy	24	5:06.120	3.608	3.164	12.413	10	SK	
6	8	Juho Levänen	24	5:09.162	6.650	3.042	12.422	10	FIN	
7	9	Matias Kuusinen	23	5:03.602	--2 Laps--	--1 Lap--	12.504	8	FIN	
8	5	Viktor Wilck	23	5:09.315	5.713	5.713	12.219	6	SWE	
9	6	Viljami Kutvonen	23	5:11.539	7.937	2.224	12.555	9	FIN	
10	10	Simo Ahoniemi	14	3:11.869	-11 Laps--	--9 Laps--	12.579	6	FIN	

Lap 21	12.344	13.361	12.649	12.415	12.546	12.536	12.702	12.494	13.398
Lap 22	12.519	12.525	13.636	13.816	12.571	12.454	12.820	12.452	13.747
Lap 23	12.575	12.448	12.479	12.486	12.604	12.497	12.671	12.530	12.944
Lap 24	12.465	12.402	12.681	12.662	12.694	12.570			
Lap 25	13.019	12.212							

Time	Text
------	------

Printed: 25.10.2009 21:48:56 Licensed to: RC PISTE KY

Average race speed: 49,177
Best Tm: 12.034, Spd: 50,856
Margin of Victory: 0.785

by: (1) Christer Andersson
RaceTime: 5:48

Chief of Timing & Scoring:
Date:
Signed:



www.amb-it.com
Sparc 2.0




Rebellion Race 2009

Modified

Final
Heat A
Run 2

Mantsala, 0.17 Km



Official Results

Pos	No.	Name	Laps	Total Tm	Diff	Gap	Best Tm	In Lap	Club	Sponsor
1	3	Marc Rheinard	25	5:13.932			12.169	24	GER	
2	1	Christer Andersson	24	5:01.197	--1 Lap--	--1 Lap--	12.196	23	FIN	
3	2	Alexander Hagberg	24	5:03.523	2.326	2.326	12.228	2	SWE	
4	4	Teemu Leino	24	5:04.058	2.861	0.535	12.349	2	FIN	
5	8	Juho Levänen	24	5:07.723	6.526	3.665	12.420	18	FIN	
6	5	Viktor Wilck	24	5:08.786	7.589	1.063	12.363	12	SWE	
7	7	Martin Hudy	24	5:09.960	8.763	1.174	12.392	9	SK	
8	10	Simo Ahoniemi	24	5:12.880	11.683	2.920	12.440	4	FIN	
9	6	Viljami Kutvonen	23	5:00.992	--2 Laps--	--1 Lap--	12.498	13	FIN	
10	9	Matias Kuusinen	8	1:47.207	-17 Laps--	-15 Laps--	12.509	4	FIN	

Car	3	1	2	4	8	5	7	10	6	9
Lap 1	12.499	12.483	13.433	13.508	13.218	16.111	14.011	13.791	15.183	14.653
Lap 2	12.286	12.401	12.228	12.349	12.488	12.728	12.737	12.864	12.807	12.910
Lap 3	12.459	12.394	12.425	13.271	12.906	12.658	12.697	12.785	12.752	12.736
Lap 4	12.448	12.227	12.464	12.580	12.695	12.450	12.883	12.440	12.503	12.509
Lap 5	12.229	12.576	12.372	12.732	12.668	12.736	12.483	12.476	13.371	12.706
Lap 6	12.276	13.622	12.772	12.528	12.556	12.834	12.656	12.671	12.834	12.866
Lap 7	12.446	12.285	13.040	12.499	12.642	12.608	12.526	12.530	12.622	12.635
Lap 8	12.624	12.274	12.602	12.395	12.502	13.573	12.685	14.399	15.181	13.553
Lap 9	12.354	12.353	12.435	12.520	12.594	12.648	12.392	12.834	13.091	
Lap 10	12.255	12.446	12.466	12.590	12.482	13.052	12.634	14.503	12.588	
Lap 11	12.451	12.312	12.426	12.363	12.569	12.589	12.699	12.912	12.718	
Lap 12	12.478	12.243	12.551	12.486	12.483	12.363	12.651	12.720	12.701	
Lap 13	12.627	12.458	12.568	12.380	12.589	12.778	12.550	12.524	12.498	
Lap 14	12.385	12.405	12.407	12.574	12.496	12.464	12.581	12.982	12.993	
Lap 15	12.398	12.460	13.258	12.537	12.508	12.419	12.551	12.629	12.774	
Lap 16	12.575	13.413	12.483	12.570	12.445	12.432	12.705	12.626	12.728	
Lap 17	12.270	13.413	12.548	12.612	12.641	12.677	12.581	12.593	13.042	
Lap 18	12.300	12.577	12.489	12.632	12.420	12.467	12.508	12.709	13.214	
Lap 19	12.318	12.477	12.457	12.792	12.496	12.423	12.806	12.583	12.555	
Lap 20	12.300	12.415	12.734	12.812	15.080	12.567	12.597	13.254	12.602	
Time	Text									

Printed: 25.10.2009 21:49:09

Licensed to: RC PISTE KY

Average race speed: 48,737
Best Tm: 12.169, Spd: 50,292
Margin of Victory: --1 Lap--

by: (3) Marc Rheinard
RaceTime: 5:28

Chief of Timing & Scoring:
Date:
Signed:




www.amb-it.com
Sparc 2.0



Final
Heat A
Run 2

Mantsala, 0.17 Km



Official Results

Pos	No.	Name	Laps	Total Tm	Diff	Gap	Best Tm	In Lap	Club	Sponsor
1	3	Marc Rheinard	25	5:13.932			12.169	24	GER	
2	1	Christer Andersson	24	5:01.197	--1 Lap--	--1 Lap--	12.196	23	FIN	
3	2	Alexander Hagberg	24	5:03.523	2.326	2.326	12.228	2	SWE	
4	4	Teemu Leino	24	5:04.058	2.861	0.535	12.349	2	FIN	
5	8	Juho Levänen	24	5:07.723	6.526	3.665	12.420	18	FIN	
6	5	Viktor Wilck	24	5:08.786	7.589	1.063	12.363	12	SWE	
7	7	Martin Hudy	24	5:09.960	8.763	1.174	12.392	9	SK	
8	10	Simo Ahoniemi	24	5:12.880	11.683	2.920	12.440	4	FIN	
9	6	Viljami Kutvonen	23	5:00.992	--2 Laps--	--1 Lap--	12.498	13	FIN	
10	9	Matias Kuusinen	8	1:47.207	-17 Laps--	-15 Laps--	12.509	4	FIN	

Lap 21	12.404	12.349	12.564	12.569	12.854	12.757	14.622	12.492	12.782
Lap 22	12.334	12.242	12.591	12.464	12.681	12.628	12.938	12.764	12.803
Lap 23	12.420	12.196	12.570	12.447	12.720	12.692	13.601	12.578	12.628
Lap 24	12.169	12.352	12.469	12.378	12.842	12.512	12.821	13.067	
Lap 25	15.349								

Time	Text
------	------

Average race speed: 48,737
Best Tm: 12.169, Spd: 50,292
Margin of Victory: --1 Lap--

by: (3) Marc Rheinard
RaceTime: 5:28


Chief of Timing & Scoring:
Date:
Signed:

Rebellion Race 2009

Modified

Final
Heat A
Run 3

Mantsala, 0.17 Km



Official Results

Pos	No.	Name	Laps	Total Tm	Diff	Gap	Best Tm	In Lap	Club	Sponsor
1	1	Christer Andersson	24	5:00.059			12.033	2	FIN	
2	5	Viktor Wilck	24	5:05.901	5.842	5.842	12.228	11	SWE	
3	4	Teemu Leino	24	5:06.776	6.717	0.875	12.285	5	FIN	
4	2	Alexander Hagberg	24	5:07.029	6.970	0.253	12.330	4	SWE	
5	7	Martin Hudy	24	5:11.954	11.895	4.925	12.452	11	SK	
6	9	Matias Kuusinen	24	5:12.107	12.048	0.153	12.501	5	FIN	
7	6	Viljami Kutvonen	23	5:02.370	--1 Lap--	--1 Lap--	12.423	6	FIN	
8	8	Juho Levänen	23	5:16.468	14.098	14.098	12.459	7	FIN	
9	10	Simo Ahoniemi	22	5:04.226	--2 Laps--	--1 Lap--	12.512	7	FIN	
10	3	Marc Rheinard	13	2:43.140	-11 Laps--	--9 Laps--	12.158	12	GER	

Car	1	5	4	2	7	9	6	8	10	3
Lap 1	12.453	13.062	12.948	12.617	13.097	12.911	12.957	13.042	12.695	12.862
Lap 2	12.033	12.449	12.488	12.501	12.700	13.062	12.491	13.693	13.514	12.421
Lap 3	12.340	12.460	12.551	12.571	12.848	12.756	12.517	12.729	12.537	12.552
Lap 4	12.210	12.642	12.482	12.330	12.497	12.683	12.561	12.572	12.697	12.322
Lap 5	12.297	12.402	12.285	12.567	12.667	12.501	12.682	18.458	12.559	12.411
Lap 6	12.311	12.468	12.690	12.397	12.590	12.815	12.423	12.667	12.585	12.483
Lap 7	12.405	13.615	12.771	13.466	12.613	12.677	12.801	12.459	12.512	12.395
Lap 8	12.297	12.742	13.155	14.690	13.023	12.756	13.026	12.667	12.815	12.225
Lap 9	12.323	12.654	12.611	12.590	13.535	12.568	14.895	12.629	12.752	13.228
Lap 10	12.424	12.610	12.475	12.821	12.665	12.609	12.587	12.638	12.553	12.229
Lap 11	12.473	12.228	12.323	12.523	12.452	12.559	12.635	12.639	12.918	12.173
Lap 12	12.307	12.572	12.345	12.413	12.856	12.764	12.662	12.913	17.434	12.158
Lap 13	12.437	12.322	12.711	12.479	12.934	12.884	12.575	12.579	21.588	12.425
Lap 14	12.382	12.899	13.772	12.712	12.868	12.927	12.888	14.225	12.695	
Lap 15	12.903	13.290	12.832	12.542	12.960	12.808	12.904	12.622	13.115	
Lap 16	13.063	12.506	12.431	12.426	13.076	15.473	13.561	13.723	15.311	
Lap 17	12.446	12.616	12.585	12.553	12.929	12.862	17.043	15.722	16.738	
Lap 18	12.233	13.579	12.483	12.551	12.733	12.649	12.968	12.719	13.121	
Lap 19	13.197	12.612	12.609	12.625	12.748	12.804	12.928	12.620	12.660	
Lap 20	12.471	12.295	12.730	12.422	12.918	12.818	12.941	18.207	12.795	
Time	Text									

Printed: 25.10.2009 21:49:16

Licensed to: RC PISTE KY

Average race speed: 48,950
Best Tm: 12.033, Spd: 50,860
Margin of Victory: 5.842

by: (1) Christer Andersson
RaceTime: 5:48

Chief of Timing & Scoring:
Date:
Signed:



www.amb-it.com
Sparc 2.0



Official Results

Pos	No.	Name	Laps	Total Tm	Diff	Gap	Best Tm	In Lap	Club	Sponsor
1	1	Christer Andersson	24	5:00.059			12.033	2	FIN	
2	5	Viktor Wilck	24	5:05.901	5.842	5.842	12.228	11	SWE	
3	4	Teemu Leino	24	5:06.776	6.717	0.875	12.285	5	FIN	
4	2	Alexander Hagberg	24	5:07.029	6.970	0.253	12.330	4	SWE	
5	7	Martin Hudy	24	5:11.954	11.895	4.925	12.452	11	SK	
6	9	Matias Kuusinen	24	5:12.107	12.048	0.153	12.501	5	FIN	
7	6	Viljami Kutvonen	23	5:02.370	--1 Lap--	--1 Lap--	12.423	6	FIN	
8	8	Juho Levänen	23	5:16.468	14.098	14.098	12.459	7	FIN	
9	10	Simo Ahoniemi	22	5:04.226	--2 Laps--	--1 Lap--	12.512	7	FIN	
10	3	Marc Rheinard	13	2:43.140	-11 Laps--	--9 Laps--	12.158	12	GER	

Lap 21	12.244	12.602	14.506	14.547	13.251	12.775	12.550	12.802	12.696
Lap 22	12.604	12.490	12.558	12.549	12.873	12.978	12.696	12.767	12.735
Lap 23	12.908	12.495	12.493	12.499	12.773	12.774	13.198	17.215	
Lap 24	12.479	12.699	12.488	12.524	14.334	13.078			

Time	Text
------	------