


Official Results

Pos	No.	Name	Laps	Total Tm	Diff	Gap	Best Tm	In Lap	Club	Sponsor
1	2	Jaakko Louhi	21	5:13.216			13.778	4	FIN	
2	3	Jukka Häkämies	20	5:04.591	--1 Lap--	--1 Lap--	14.199	18	FIN	
3	4	Janne Kiiski	11	3:05.306	-10 Laps--	--9 Laps--	14.764	2	FIN	
4	1	Risto Rönqvist	7	1:44.702	-14 Laps--	--4 Laps--	14.095	6	FIN	

Car	2	3	4	1
Lap 1	15.864	16.017	17.634	15.685
Lap 2	14.272	14.636	14.764	14.730
Lap 3	14.582	14.701	16.288	14.792
Lap 4	13.778	15.730	17.303	14.365
Lap 5	17.193	14.876	16.056	15.635
Lap 6	14.419	16.001	15.491	14.095
Lap 7	17.024	15.368	19.701	14.603
Lap 8	14.671	14.813	15.562	
Lap 9	14.487	14.531	15.341	
Lap 10	15.057	14.858	15.400	
Lap 11	14.422	14.808	19.626	
Lap 12	14.151	14.597		
Lap 13	16.139	15.004		
Lap 14	14.337	14.513		
Lap 15	14.242	14.462		
Lap 16	14.810	14.725		
Lap 17	14.658	14.599		
Lap 18	14.245	14.199		
Lap 19	14.474	16.959		
Lap 20	14.313	17.492		

TimeText

**Rebellion Race 2009****Modified****Final  
Heat G  
Run 1****Mantsala, 0.17 Km****Official Results**

<i>Pos</i>	<i>No.</i>	<i>Name</i>	<i>Laps</i>	<i>Total Tm</i>	<i>Diff</i>	<i>Gap</i>	<i>Best Tm</i>	<i>In Lap</i>	<i>Club</i>	<i>Sponsor</i>
1	2	Jaakko Louhi	21	5:13.216			13.778	4	FIN	
2	3	Jukka Häkämies	20	5:04.591	--1 Lap--	--1 Lap--	14.199	18	FIN	
3	4	Janne Kiiski	11	3:05.306	-10 Laps--	--9 Laps--	14.764	2	FIN	
4	1	Risto Rönqvist	7	1:44.702	-14 Laps--	--4 Laps--	14.095	6	FIN	

**Lap 21** 14.591**Time** **Text****Printed: 25.10.2009 21:56:26****Licensed to: RC PISTE KY**

Average race speed: 41,032  
Best Tm: 13.778, Spd: 44,419  
Margin of Victory: --1 Lap--


by: (2) Jaakko Louhi  
RaceTime: 5:18

**Chief of Timing & Scoring:****Date:****Signed:**

Official Results

Pos	No.	Name	Laps	Total Tm	Diff	Gap	Best Tm	In Lap	Club	Sponsor
1	2	Jaakko Louhi	21	5:07.366			14.023	16	FIN	
2	3	Jukka Håkämies	20	5:10.598	--1 Lap--	--1 Lap--	13.792	8	FIN	
3	1	Risto Rönqvist	20	5:10.853	0.255	0.255	13.566	5	FIN	
4	4	Janne Kiiski	19	5:12.623	--2 Laps--	--1 Lap--	14.984	17	FIN	

Car	2	3	1	4
Lap 1	15.218	15.644	16.781	16.911
Lap 2	15.006	14.679	16.237	15.407
Lap 3	14.149	14.366	19.989	15.377
Lap 4	14.652	14.879	14.983	15.456
Lap 5	14.280	16.280	13.566	16.647
Lap 6	15.531	14.196	14.165	15.210
Lap 7	14.136	14.231	13.569	15.107
Lap 8	14.165	13.792	17.532	17.236
Lap 9	14.250	14.097	14.056	16.250
Lap 10	16.101	14.932	14.396	15.251
Lap 11	14.220	18.261	14.801	15.258
Lap 12	14.665	17.927	16.742	16.850
Lap 13	14.352	15.910	13.938	16.051
Lap 14	15.077	15.690	13.971	15.627
Lap 15	14.841	17.707	17.598	17.327
Lap 16	14.023	14.031	14.352	23.420
Lap 17	14.038	15.433	15.578	14.984
Lap 18	14.302	14.185	13.906	15.780
Lap 19	14.444	16.877	14.703	16.103
Lap 20	14.344	15.913	18.968	
Time	Text			

**Rebellion Race 2009****Modified****Final  
Heat G  
Run 2****Mantsala, 0.17 Km****Official Results**


<i>Pos</i>	<i>No.</i>	<i>Name</i>	<i>Laps</i>	<i>Total Tm</i>	<i>Diff</i>	<i>Gap</i>	<i>Best Tm</i>	<i>In Lap</i>	<i>Club</i>	<i>Sponsor</i>
1	2	Jaakko Louhi	21	5:07.366			14.023	16	FIN	
2	3	Jukka Häkämies	20	5:10.598	--1 Lap--	--1 Lap--	13.792	8	FIN	
3	1	Risto Rönqvist	20	5:10.853	0.255	0.255	13.566	5	FIN	
4	4	Janne Kiiski	19	5:12.623	--2 Laps--	--1 Lap--	14.984	17	FIN	

**Lap 21** 14.180**Time** **Text****Printed: 25.10.2009 21:56:35****Licensed to: RC PISTE KY**

Average race speed: 41,813  
Best Tm: 13.566, Spd: 45,113  
Margin of Victory: --1 Lap--

by: (1) Risto Rönqvist  
RaceTime: 5:20

**Chief of Timing & Scoring:****Date:****Signed:**

**Rebellion Race 2009****Modified****Final  
Heat G  
Run 3****Mantsala, 0.17 Km****Official Results**

Pos	No.	Name	Laps	Total Tm	Diff	Gap	Best Tm	In Lap	Club	Sponsor
1	3	Jukka Häkämies	21	5:12.726			13.952	8	FIN	
2	2	Jaakko Louhi	20	5:00.448	--1 Lap--	--1 Lap--	13.789	19	FIN	
3	4	Janne Kiiski	18	5:09.954	--3 Laps--	--2 Laps--	15.098	16	FIN	
4	1	Risto Rönqvist	13	3:18.042	--8 Laps--	--5 Laps--	13.449	8	FIN	

Car	3	2	4	1
Lap 1	15.043	17.558	16.764	18.424
Lap 2	14.859	14.710	20.149	14.591
Lap 3	14.810	15.137	23.483	15.137
Lap 4	14.685	14.209	21.502	15.575
Lap 5	14.391	14.059	15.344	13.778
Lap 6	15.474	14.020	15.408	13.460
Lap 7	14.105	14.127	17.489	14.953
Lap 8	13.952	14.182	17.795	13.449
Lap 9	14.905	14.380	19.676	14.066
Lap 10	14.627	14.188	15.788	14.795
Lap 11	15.509	16.296	15.139	19.595
Lap 12	15.057	13.961	16.483	13.946
Lap 13	15.254	16.468	15.557	15.272
Lap 14	14.058	14.217	15.160	
Lap 15	16.005	14.464	15.643	
Lap 16	14.373	17.217	15.098	
Lap 17	14.722	14.067	15.650	
Lap 18	14.976	14.102	15.988	
Lap 19	14.147	13.789		
Lap 20	15.075	18.059		

**Time**      **Text****Printed: 25.10.2009 21:56:40****Licensed to: RC PISTE KY**

Average race speed: 41,097

Best Tm: 13.449, Spd: 45,505

Margin of Victory: --1 Lap--


by: (1) Risto Rönqvist

RaceTime: 5:34

**Chief of Timing & Scoring:****Date:****Signed:**

Final  
Heat G  
Run 3

Mantsala, 0.17 Km



Official Results

Pos	No.	Name	Laps	Total Tm	Diff	Gap	Best Tm	In Lap	Club	Sponsor
1	3	Jukka Häkämies	21	5:12.726			13.952	8	FIN	
2	2	Jaakko Louhi	20	5:00.448	--1 Lap--	--1 Lap--	13.789	19	FIN	
3	4	Janne Kiiski	18	5:09.954	--3 Laps--	--2 Laps--	15.098	16	FIN	
4	1	Risto Rönqvist	13	3:18.042	--8 Laps--	--5 Laps--	13.449	8	FIN	

Lap 21	15.196
--------	--------

Time	Text
------	------

Printed: 25.10.2009 21:56:40      Licensed to: RC PISTE KY

Average race speed: 41,097  
Best Tm: 13.449, Spd: 45,505  
Margin of Victory: --1 Lap--

by: (1) Risto Rönqvist  
RaceTime: 5:34

Chief of Timing & Scoring:  
Date:  
Signed:

